

Product Datasheet

SENP2 Antibody NB100-56406

Unit Size: 0.1 mg

Store at 4C short term. Aliquot and store at -20C long term. Avoid freeze-thaw cycles.

www.novusbio.com



technical@novusbio.com

Protocols, Publications, Related Products, Reviews, Research Tools and Images at:
www.novusbio.com/NB100-56406

Updated 3/11/2025 v.20.1

Earn rewards for product
reviews and publications.

Submit a publication at www.novusbio.com/publications

Submit a review at www.novusbio.com/reviews/destination/NB100-56406



NB100-56406**SENP2 Antibody**

Product Information	
Unit Size	0.1 mg
Concentration	0.5 mg/ml
Storage	Store at 4C short term. Aliquot and store at -20C long term. Avoid freeze-thaw cycles.
Clonality	Polyclonal
Preservative	0.05% Sodium Azide
Isotype	IgG
Purity	Protein G purified
Buffer	PBS containing 0.05% BSA

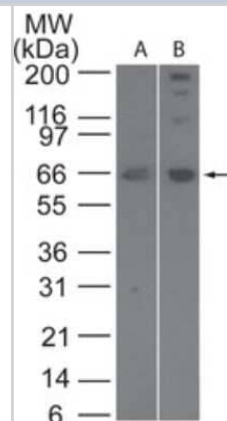
Product Description	
Host	Rabbit
Gene ID	59343
Gene Symbol	SENP2
Species	Human, Mouse
Immunogen	A portion of amino acids 500-550 of human SENP2 was used as the immunogen for this antibody.

Product Application Details	
Applications	Western Blot, Immunohistochemistry, Immunohistochemistry-Paraffin
Recommended Dilutions	Western Blot 3 - 5 ug/ml, Immunohistochemistry, Immunohistochemistry-Paraffin 5 ug/ml
Application Notes	A 60 kDa band is observed.

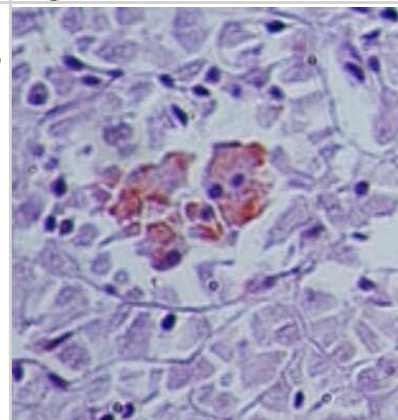


Images

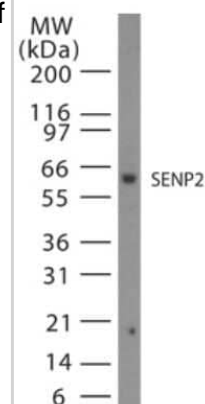
Western Blot: SENP2 Antibody [NB100-56406] - analysis of SENP2 in human Jurkat (A) and mouse NIH 3T3 (B) cell lysate using SENP2 antibody at 3 ug/ml.



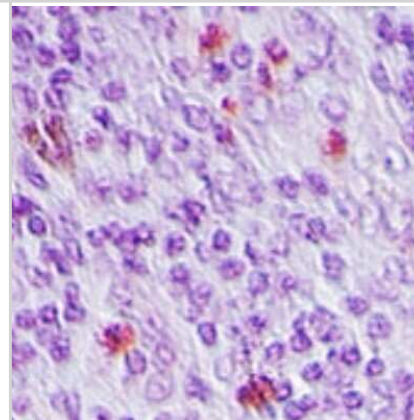
Immunohistochemistry-Paraffin: SENP2 Antibody [NB100-56406] - analysis of SENP2 in human pancreas tissue using SENP2 antibody at 5 ug/ml.



Western Blot: SENP2 Antibody [NB100-56406] - Western blot analysis of SENP2 in 15 ugs of Jurkat cell lysate at 1:1000.



Immunohistochemistry-Paraffin: SENP2 Antibody [NB100-56406] - analysis of SENP2 in human breast tissue using SENP2 antibody at 5 ug/ml.





Novus Biologicals USA

10730 E. Briarwood Avenue
Centennial, CO 80112
USA
Phone: 303.730.1950
Toll Free: 1.888.506.6887
Fax: 303.730.1966
nb-customerservice@bio-techne.com

Bio-Techne Canada

21 Canmotor Ave
Toronto, ON M8Z 4E6
Canada
Phone: 905.827.6400
Toll Free: 855.668.8722
Fax: 905.827.6402
canada.inquires@bio-techne.com

Bio-Techne Ltd

19 Barton Lane
Abingdon Science Park
Abingdon, OX14 3NB, United Kingdom
Phone: (44) (0) 1235 529449
Free Phone: 0800 37 34 15
Fax: (44) (0) 1235 533420
info.EMEA@bio-techne.com

General Contact Information

www.novusbio.com
Technical Support: nb-technical@bio-techne.com
Orders: nb-customerservice@bio-techne.com
General: novus@novusbio.com

Products Related to NB100-56406

NB800-PC2	Jurkat Whole Cell Lysate
HAF008	Goat anti-Rabbit IgG Secondary Antibody [HRP]
NB7160	Goat anti-Rabbit IgG (H+L) Secondary Antibody [HRP]
NBP2-24891	Rabbit IgG Isotype Control

Limitations

This product is for research use only and is not approved for use in humans or in clinical diagnosis. Primary Antibodies are guaranteed for 1 year from date of receipt.

For more information on our 100% guarantee, please visit www.novusbio.com/guarantee

Earn gift cards/discounts by submitting a review: www.novusbio.com/reviews/submit/NB100-56406

Earn gift cards/discounts by submitting a publication using this product:
www.novusbio.com/publications

