

Product Datasheet

MYST1 Antibody - BSA Free NB100-55251

Unit Size: 0.1 mg

Store at 4C. Do not freeze.

www.novusbio.com



technical@novusbio.com

Publications: 3

Protocols, Publications, Related Products, Reviews, Research Tools and Images at:
www.novusbio.com/NB100-55251

Updated 2/21/2025 v.20.1

Earn rewards for product
reviews and publications.

Submit a publication at www.novusbio.com/publications

Submit a review at www.novusbio.com/reviews/destination/NB100-55251



NB100-55251

MYST1 Antibody - BSA Free

Product Information	
Unit Size	0.1 mg
Concentration	1.0 mg/ml
Storage	Store at 4C. Do not freeze.
Clonality	Polyclonal
Preservative	0.09% Sodium Azide
Isotype	IgG
Purity	Immunogen affinity purified
Buffer	Tris-Citrate/Phosphate (pH 7.0 - 8.0)

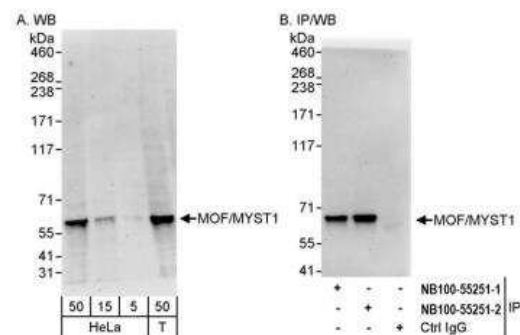
Product Description	
Host	Rabbit
Gene ID	84148
Gene Symbol	KAT8
Species	Human, Mouse
Immunogen	The immunogen recognized by this antibody maps to a region between residue 1 and 50 of human males absent on the first (MYST histone acetyltransferase 1) using the numbering given in entry BAB13924.1 (GeneID 84148).

Product Application Details	
Applications	Western Blot, Immunohistochemistry, Immunohistochemistry-Paraffin, Immunoprecipitation
Recommended Dilutions	Western Blot 1:1000 -1:10000, Immunohistochemistry 1:500 - 1:2000, Immunoprecipitation 2 -5 ug/mg lysate, Immunohistochemistry-Paraffin 1:500 - 1:2000
Application Notes	Epitope retrieval with Tris-EDTA pH 9.0 is recommended for FFPE tissue sections.

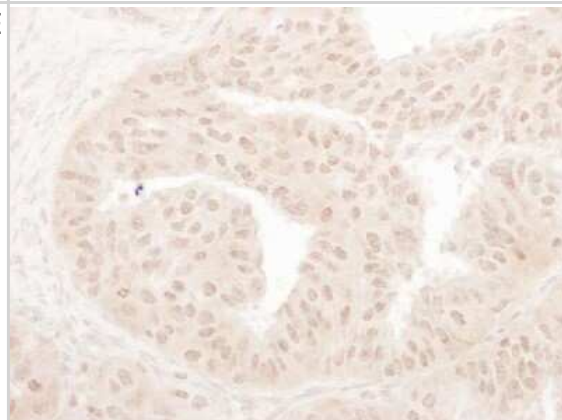


Images

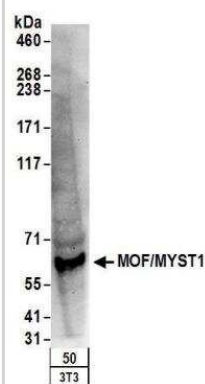
Western Blot: MYST1 Antibody [NB100-55251] - Detection of human MOF/MYST1 by western blot and immunoprecipitation. Samples: Whole cell lysate from HeLa (5, 15 and 50 ug for WB; 1 mg for IP, 20% of IP loaded) and HEK293T (T; 50 ug) cells. Antibodies: Affinity purified rabbit anti-MOF/MYST1 antibody NB100-55251 (lot NB100-55251-2) used for WB at 0.4 ug/ml (A) and 1 ug/ml (B) and used for IP at 3 ug/mg lysate (B). MOF/MYST1 was also immunoprecipitated by a previous lot (lot NB100-55251-1) of this antibody. Detection: Chemiluminescence with exposure times of 30 seconds (A and B).



Immunohistochemistry-Paraffin: MYST1 Antibody [NB100-55251] - FFPE section of human ovarian carcinoma. Antibody: Affinity purified rabbit antiMOF/MYST1 used at a dilution of 1:1,000 (1ug/ml). Detection: DAB



Western Blot: MYST1 Antibody [NB100-55251] - Whole cell lysate (50 ug) from NIH3T3 cells. Antibodies: Affinity purified rabbit anti-MOF/MYST1 antibody used for WB at 0.4 ug/ml. Detection: Chemiluminescence with an exposure time of 3 minutes.



Publications

Badeaux AI, Yang Y, Cardenas K et al. Loss of the methyl lysine effector protein PHF20 impacts the expression of genes regulated by the lysine acetyltransferase MOF. *J Biol Chem* 2012-01-01 [PMID: 22072714]

Lu L, Li L, Lv X et al. Modulations of hMOF autoacetylation by SIRT1 regulate hMOF recruitment and activities on the chromatin. *Cell Res* 2011-08-01 [PMID: 21502975]

Li X, Corsa CA, Pan PW et al. MOF and H4 K16 acetylation play important roles in DNA damage repair by modulating recruitment of DNA damage repair protein Mdc1. *Mol Cell Biol* 2010-11-01 [PMID: 20837706]



Novus Biologicals USA

10730 E. Briarwood Avenue
Centennial, CO 80112
USA
Phone: 303.730.1950
Toll Free: 1.888.506.6887
Fax: 303.730.1966
nb-customerservice@bio-techne.com

Bio-Techne Canada

21 Canmotor Ave
Toronto, ON M8Z 4E6
Canada
Phone: 905.827.6400
Toll Free: 855.668.8722
Fax: 905.827.6402
canada.inquires@bio-techne.com

Bio-Techne Ltd

19 Barton Lane
Abingdon Science Park
Abingdon, OX14 3NB, United Kingdom
Phone: (44) (0) 1235 529449
Free Phone: 0800 37 34 15
Fax: (44) (0) 1235 533420
info.EMEA@bio-techne.com

General Contact Information

www.novusbio.com
Technical Support: nb-technical@bio-techne.com
Orders: nb-customerservice@bio-techne.com
General: novus@novusbio.com

Products Related to NB100-55251

HAF008	Goat anti-Rabbit IgG Secondary Antibody [HRP]
NB7160	Goat anti-Rabbit IgG (H+L) Secondary Antibody [HRP]
NBP2-24891	Rabbit IgG Isotype Control
H00084148-P01-10ug	Recombinant Human MYST1 GST (N-Term) Protein

Limitations

This product is for research use only and is not approved for use in humans or in clinical diagnosis. Primary Antibodies are guaranteed for 1 year from date of receipt.

For more information on our 100% guarantee, please visit www.novusbio.com/guarantee

Earn gift cards/discounts by submitting a review: www.novusbio.com/reviews/submit/NB100-55251

Earn gift cards/discounts by submitting a publication using this product:
www.novusbio.com/publications

