

# Product Datasheet

## FEZ1 Antibody NB100-53816

Unit Size: 0.1 mg

Store at -20C. Avoid freeze-thaw cycles.

[www.novusbio.com](http://www.novusbio.com)



[technical@novusbio.com](mailto:technical@novusbio.com)

### Publications: 2

Protocols, Publications, Related Products, Reviews, Research Tools and Images at:  
[www.novusbio.com/NB100-53816](http://www.novusbio.com/NB100-53816)

Updated 9/9/2025 v.20.1

Earn rewards for product  
reviews and publications.

Submit a publication at [www.novusbio.com/publications](http://www.novusbio.com/publications)

Submit a review at [www.novusbio.com/reviews/destination/NB100-53816](http://www.novusbio.com/reviews/destination/NB100-53816)



**NB100-53816****FEZ1 Antibody**

<b>Product Information</b>	
<b>Unit Size</b>	0.1 mg
<b>Concentration</b>	0.5 mg/ml
<b>Storage</b>	Store at -20C. Avoid freeze-thaw cycles.
<b>Clonality</b>	Polyclonal
<b>Preservative</b>	0.02% Sodium Azide
<b>Isotype</b>	IgG
<b>Purity</b>	Immunogen affinity purified
<b>Buffer</b>	Tris saline (20 mM Tris pH 7.3, 150 mM NaCl), 0.5% BSA
<b>Target Molecular Weight</b>	45 kDa


<b>Product Description</b>	
<b>Description</b>	Novus Biologicals Goat FEZ1 Antibody (NB100-53816) is a polyclonal antibody validated for use in IHC, WB and ELISA. Anti-FEZ1 Antibody: Cited in 2 publications. All Novus Biologicals antibodies are covered by our 100% guarantee.
<b>Host</b>	Goat
<b>Gene ID</b>	9638
<b>Gene Symbol</b>	FEZ1
<b>Species</b>	Human, Rat
<b>Specificity/Sensitivity</b>	This antibody is expected to recognize isoform 1 (NP_005094.1) only.
<b>Immunogen</b>	Peptide with sequence C-QNKQKEQRELMKK corresponding to internal region according to NP_005094.1.

<b>Product Application Details</b>	
<b>Applications</b>	Western Blot, Immunohistochemistry-Paraffin, Immunohistochemistry, Peptide ELISA
<b>Recommended Dilutions</b>	Western Blot 0.1 - 0.3 ug/ml, Immunohistochemistry 5 - 8 ug/ml, Immunohistochemistry-Paraffin 5 - 8 ug/ml, Peptide ELISA Detection limit 1:64000
<b>Application Notes</b>	WB: Approx 75 kDa band observed in Kelly and in Rat Brain lysates (calculated MW of 45.1 kDa according to NP_005094.1 and 45. 2kDa according to NP_112328.1)

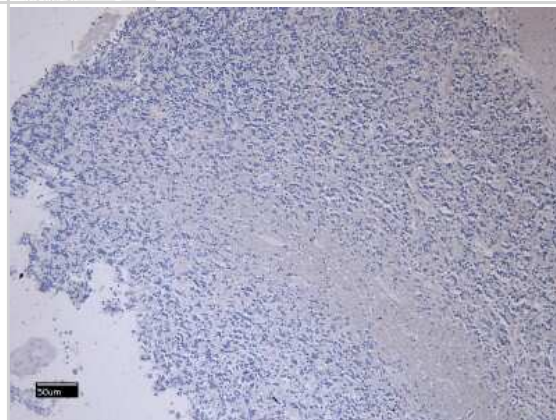


## Images


Western Blot: FEZ1 Antibody [NB100-53816] - Staining (0.1ug/ml) of Kelly cell lysate (A) + Peptide (B) (35ug protein in RIPA buffer). Detected by chemiluminescence.



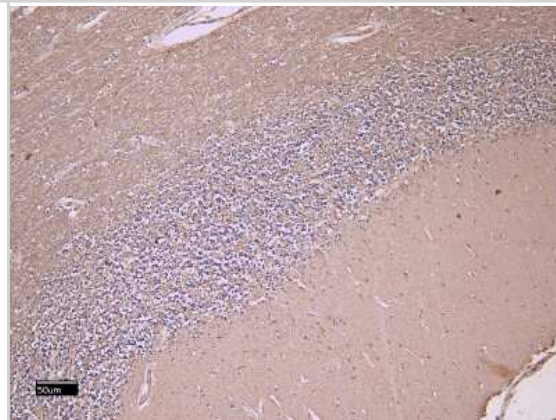
Immunohistochemistry-Paraffin: FEZ1 Antibody [NB100-53816] - Negative Control showing staining of paraffin embedded Human Cerebellum, with no primary antibody.



Western Blot: FEZ1 Antibody [NB100-53816] - Staining (0.1ug/ml) of Rat Brain lysate (A) + Peptide (B) (35g protein in RIPA buffer). Detected by chemiluminescence.



Immunohistochemistry-Paraffin: FEZ1 Antibody [NB100-53816] - Staining (5ug/ml) of paraffin embedded Human Cerebellum. Heat induced antigen retrieval with citrate buffer pH 6, HRP-Staining.



## Publications

Suzuki T, Okada Y, Semba S et al. Identification of FEZ1 as a protein that interacts with JC virus agnoprotein and microtubules: role of agnoprotein-induced dissociation of FEZ1 from microtubules in viral propagation. J Biol Chem 2005-07-01 [PMID: 15843383]

Kang E, Burdick KE, Kim JY et al. Interaction between FEZ1 and DISC1 in Regulation of Neuronal Development and Risk for Schizophrenia. Neuron 72(4):559-571. 2011-11-17 [PMID: 22099459]





### **Novus Biologicals USA**

10730 E. Briarwood Avenue  
Centennial, CO 80112  
USA  
Phone: 303.730.1950  
Toll Free: 1.888.506.6887  
Fax: 303.730.1966  
nb-customerservice@bio-techne.com

### **Bio-Techne Canada**

21 Canmotor Ave  
Toronto, ON M8Z 4E6  
Canada  
Phone: 905.827.6400  
Toll Free: 855.668.8722  
Fax: 905.827.6402  
canada.inquires@bio-techne.com

### **Bio-Techne Ltd**

19 Barton Lane  
Abingdon Science Park  
Abingdon, OX14 3NB, United Kingdom  
Phone: (44) (0) 1235 529449  
Free Phone: 0800 37 34 15  
Fax: (44) (0) 1235 533420  
info.EMEA@bio-techne.com

### **General Contact Information**

www.novusbio.com  
Technical Support: nb-technical@bio-techne.com  
Orders: nb-customerservice@bio-techne.com  
General: novus@novusbio.com

### **Products Related to NB100-53816**

NB820-59186	Human Brain Frontal Lobe Whole Tissue Lysate (Adult Whole Normal)
HAF017	Rabbit anti-Goat IgG Secondary Antibody [HRP (Horseradish Peroxidase)]
HAF109	Donkey anti-Goat IgG Secondary Antibody [HRP (Horseradish Peroxidase)]
NB410-28088-1mg	Goat IgG Isotype Control

### **Limitations**

This product is for research use only and is not approved for use in humans or in clinical diagnosis. Primary Antibodies are guaranteed for 1 year from date of receipt.

For more information on our 100% guarantee, please visit [www.novusbio.com/guarantee](http://www.novusbio.com/guarantee)

Earn gift cards/discounts by submitting a review: [www.novusbio.com/reviews/submit/NB100-53816](http://www.novusbio.com/reviews/submit/NB100-53816)

Earn gift cards/discounts by submitting a publication using this product:  
[www.novusbio.com/publications](http://www.novusbio.com/publications)



