

# Product Datasheet

## Cytochrome P450 26B1 Antibody

### NB100-53810

Unit Size: 0.1 mg

Store at -20C. Avoid freeze-thaw cycles.

[www.novusbio.com](http://www.novusbio.com)



[technical@novusbio.com](mailto:technical@novusbio.com)

#### Publications: 1

Protocols, Publications, Related Products, Reviews, Research Tools and Images at:  
[www.novusbio.com/NB100-53810](http://www.novusbio.com/NB100-53810)

Updated 9/9/2025 v.20.1

Earn rewards for product  
reviews and publications.

Submit a publication at [www.novusbio.com/publications](http://www.novusbio.com/publications)

Submit a review at [www.novusbio.com/reviews/destination/NB100-53810](http://www.novusbio.com/reviews/destination/NB100-53810)



**NB100-53810****Cytochrome P450 26B1 Antibody**

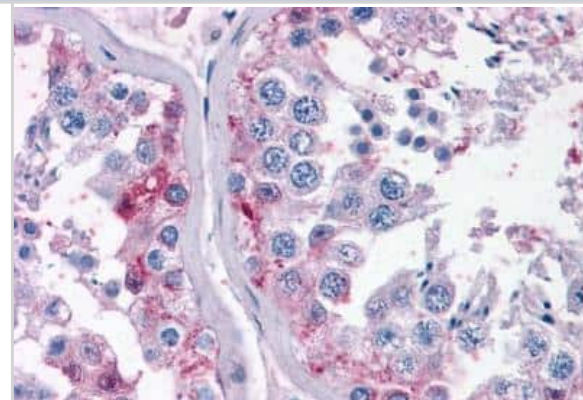
<b>Product Information</b>	
<b>Unit Size</b>	0.1 mg
<b>Concentration</b>	0.5 mg/ml
<b>Storage</b>	Store at -20C. Avoid freeze-thaw cycles.
<b>Clonality</b>	Polyclonal
<b>Preservative</b>	0.02% Sodium Azide
<b>Isotype</b>	IgG
<b>Purity</b>	Immunogen affinity purified
<b>Buffer</b>	Tris saline (20 mM Tris pH 7.3, 150 mM NaCl), 0.5% BSA

<b>Product Description</b>	
<b>Description</b>	Novus Biologicals Goat Cytochrome P450 26B1 Antibody (NB100-53810) is a polyclonal antibody validated for use in IHC, ELISA and Flow. Anti-Cytochrome P450 26B1 Antibody: Cited in 1 publication. All Novus Biologicals antibodies are covered by our 100% guarantee.
<b>Host</b>	Goat
<b>Gene ID</b>	56603
<b>Gene Symbol</b>	CYP26B1
<b>Species</b>	Human, Mouse
<b>Immunogen</b>	Peptide with sequence C-SQARSEDKDGRFH corresponding to internal region according to NP_063938.1.

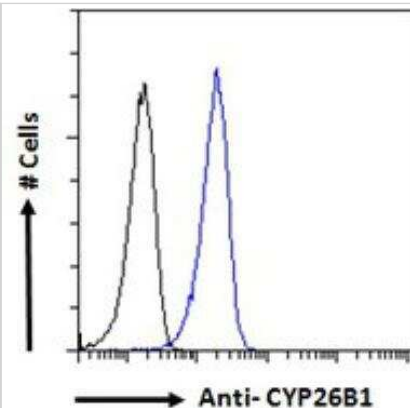
<b>Product Application Details</b>	
<b>Applications</b>	Immunohistochemistry-Paraffin, Flow Cytometry, Immunohistochemistry, Peptide ELISA
<b>Recommended Dilutions</b>	Flow Cytometry 10 ug/mL, Immunohistochemistry 4 - 6 ug/mL, Immunohistochemistry-Paraffin 4 - 6 ug/mL, Peptide ELISA Detection limit 1:128000

**Images**

Immunohistochemistry-Paraffin: Cytochrome P450 26B1 Antibody [NB100-53810] - Staining of paraffin embedded Human Testis. Antibody at 3.75 ug/mL. Steamed antigen retrieval with citrate buffer pH 6, AP-



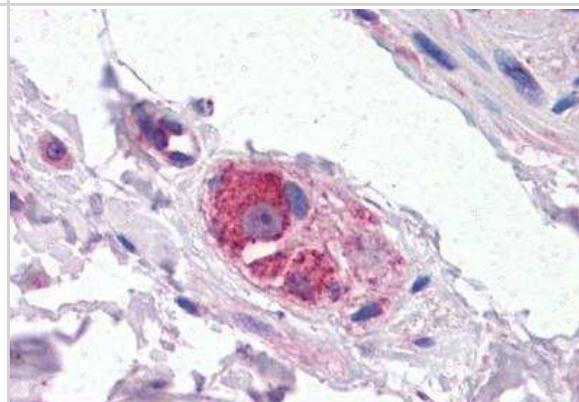
Flow Cytometry: Cytochrome P450 26B1 Antibody [NB100-53810] - Flow cytometric analysis of paraformaldehyde fixed A431 cells (blue line), permeabilized with 0.5% Triton. Primary incubation 1hr (10 ug/mL) followed by Alexa Fluor 488 secondary antibody (1 ug/mL). IgG control: Unimmunized goat IgG (black line) followed by Alexa Fluor 488 secondary antibody.



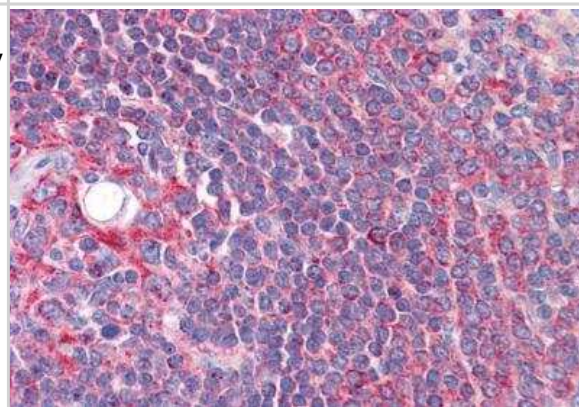
Immunohistochemistry-Paraffin: Cytochrome P450 26B1 Antibody [NB100-53810] - Staining of paraffin embedded Human Cerebellum. Antibody at 4 ug/mL. Steamed antigen retrieval with Tris/EDTA buffer pH 9, HRP-staining.



Immunohistochemistry-Paraffin: Cytochrome P450 26B1 Antibody [NB100-53810] - Staining of paraffin embedded Human Small Intestine. Antibody at 3.75 ug/mL. Steamed antigen retrieval with citrate buffer pH 6, AP-staining.



Immunohistochemistry-Paraffin: Cytochrome P450 26B1 Antibody [NB100-53810] - Staining of paraffin embedded Human Spleen. Antibody at 3.75 ug/mL. Steamed antigen retrieval with citrate buffer pH 6, AP-staining.



## Publications

Bowles J, Knight D, Smith C et al. Retinoid signaling determines germ cell fate in mice. Science 2006-04-28 [PMID: 16574820]



### **Novus Biologicals USA**

10730 E. Briarwood Avenue  
Centennial, CO 80112  
USA  
Phone: 303.730.1950  
Toll Free: 1.888.506.6887  
Fax: 303.730.1966  
nb-customerservice@bio-techne.com

### **Bio-Techne Canada**

21 Canmotor Ave  
Toronto, ON M8Z 4E6  
Canada  
Phone: 905.827.6400  
Toll Free: 855.668.8722  
Fax: 905.827.6402  
canada.inquires@bio-techne.com

### **Bio-Techne Ltd**

19 Barton Lane  
Abingdon Science Park  
Abingdon, OX14 3NB, United Kingdom  
Phone: (44) (0) 1235 529449  
Free Phone: 0800 37 34 15  
Fax: (44) (0) 1235 533420  
info.EMEA@bio-techne.com

### **General Contact Information**

[www.novusbio.com](http://www.novusbio.com)  
Technical Support: nb-technical@bio-techne.com  
Orders: nb-customerservice@bio-techne.com  
General: novus@novusbio.com

### **Products Related to NB100-53810**

---

NBL1-09680	Cytochrome P450 26B1 Overexpression Lysate
HAF017	Rabbit anti-Goat IgG Secondary Antibody [HRP (Horseradish Peroxidase)]
HAF109	Donkey anti-Goat IgG Secondary Antibody [HRP (Horseradish Peroxidase)]
NB410-28088-1mg	Goat IgG Isotype Control

---

### **Limitations**

This product is for research use only and is not approved for use in humans or in clinical diagnosis. Primary Antibodies are guaranteed for 1 year from date of receipt.

For more information on our 100% guarantee, please visit [www.novusbio.com/guarantee](http://www.novusbio.com/guarantee)

Earn gift cards/discounts by submitting a review: [www.novusbio.com/reviews/submit/NB100-53810](http://www.novusbio.com/reviews/submit/NB100-53810)

Earn gift cards/discounts by submitting a publication using this product:  
[www.novusbio.com/publications](http://www.novusbio.com/publications)



