

Product Datasheet

LSD1 Antibody - BSA Free NB100-536

Unit Size: 100 ul

Store at 4C. Do not freeze.

www.novusbio.com



technical@novusbio.com

Publications: 1


Protocols, Publications, Related Products, Reviews, Research Tools and Images at:
www.novusbio.com/NB100-536

Updated 2/21/2025 v.20.1

Earn rewards for product
reviews and publications.

Submit a publication at www.novusbio.com/publications

Submit a review at www.novusbio.com/reviews/destination/NB100-536



NB100-536

LSD1 Antibody - BSA Free

Product Information	
Unit Size	100 ul
Concentration	1.0 mg/ml
Storage	Store at 4C. Do not freeze.
Clonality	Polyclonal
Preservative	0.09% Sodium Azide
Isotype	IgG
Purity	Immunogen affinity purified
Buffer	Tris-Citrate/Phosphate (pH 7.0 - 8.0)

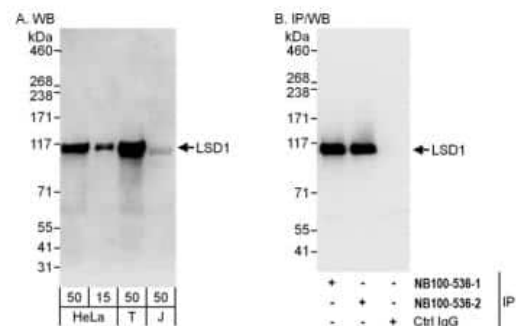
Product Description	
Host	Rabbit
Gene ID	23028
Gene Symbol	KDM1A
Species	Human
Marker	Nucleus Marker
Specificity/Sensitivity	NB100-536 is specific for human BHC110-KIAA0601 protein.
Immunogen	The immunogen recognized by this antibody maps to a region between residues 50 and 100 of human FAD-binding protein BRAF35-HDAC complex 110 kDa using the numbering given in TrEMBL entry O60341 (GeneID 23028).

Product Application Details	
Applications	Western Blot, Immunohistochemistry, Immunohistochemistry-Paraffin, Immunoprecipitation, Chromatin Immunoprecipitation (ChIP), Chromatin Immunoprecipitation Sequencing
Recommended Dilutions	Western Blot 1:5000-1:15000, Immunohistochemistry 1:500 - 1:2000, Immunoprecipitation 2 - 5 ug/mg lysate, Immunohistochemistry-Paraffin 1:500 - 1:2000, Chromatin Immunoprecipitation (ChIP) 10 ug, Chromatin Immunoprecipitation Sequencing
Application Notes	Epitope retrieval with citrate buffer pH6.0 is recommended for FFPE tissue sections.

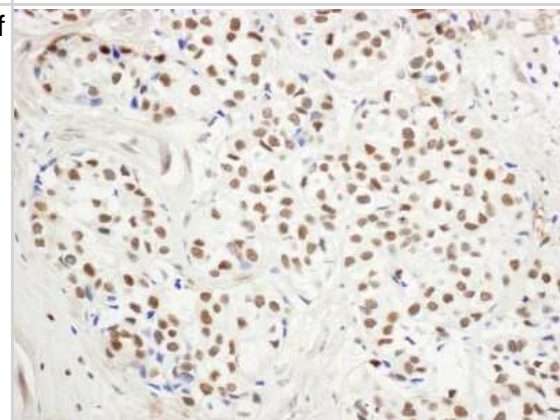


Images

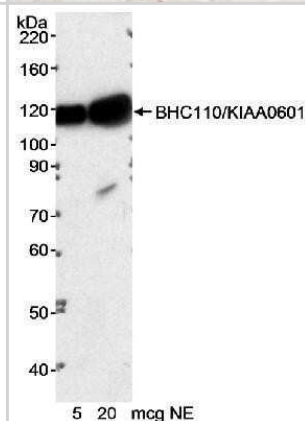
Western Blot: LSD1 Antibody [NB100-536] - Detection of human LSD1 by western blot and immunoprecipitation. Samples: Whole cell lysate from HeLa (15 and 50 ug for WB; 1 mg for IP, 20% of IP loaded), HEK293T (T; 50 ug) and Jurkat (J; 50 ug) cells. Antibodies: Affinity purified rabbit anti-LSD1 antibody NB100-536 (lot NB100-536-2) used for WB at 0.1 ug/ml (A) and 1 ug/ml (B) and used for IP at 3 ug/mg lysate. LSD1 was also immunoprecipitated by a previous lot (lot NB100-536-1) of this antibody. Detection: Chemiluminescence with exposure times of 30 seconds (A) and 10 seconds (B).



Immunohistochemistry-Paraffin: LSD1 Antibody [NB100-536] - Section of human breast carcinoma. Antibody: Affinity purified rabbit anti-BHC110/LSD1 used at a dilution of 1:1,000 (1ug/ml). Detection: DAB



Western Blot: LSD1 Antibody [NB100-536] - Detection of Human BHC110/KIAA0601 by Western Blot. Samples: Nuclear extract (5 and 20 ug) from HeLa cells. Antibody: NB100-536 used at 0.01 ug/ml. Detection: Chemiluminescence with an exposure time of 15 minutes.



Publications

Su ST, Ying HY, Chiu YK et al. Involvement of histone demethylase LSD1 in Blimp-1-mediated gene repression during plasma cell differentiation. *Mol Cell Biol* 2009-03-01 [PMID: 19124609]



Novus Biologicals USA

10730 E. Briarwood Avenue
Centennial, CO 80112
USA
Phone: 303.730.1950
Toll Free: 1.888.506.6887
Fax: 303.730.1966
nb-customerservice@bio-techne.com

Bio-Techne Canada

21 Canmotor Ave
Toronto, ON M8Z 4E6
Canada
Phone: 905.827.6400
Toll Free: 855.668.8722
Fax: 905.827.6402
canada.inquires@bio-techne.com

Bio-Techne Ltd

19 Barton Lane
Abingdon Science Park
Abingdon, OX14 3NB, United Kingdom
Phone: (44) (0) 1235 529449
Free Phone: 0800 37 34 15
Fax: (44) (0) 1235 533420
info.EMEA@bio-techne.com

General Contact Information

www.novusbio.com
Technical Support: nb-technical@bio-techne.com
Orders: nb-customerservice@bio-techne.com
General: novus@novusbio.com

Products Related to NB100-536

NB800-PC9	HeLa Nuclear Cell Lysate
HAF008	Goat anti-Rabbit IgG Secondary Antibody [HRP]
NB7160	Goat anti-Rabbit IgG (H+L) Secondary Antibody [HRP]
NBP2-24891	Rabbit IgG Isotype Control

Limitations

This product is for research use only and is not approved for use in humans or in clinical diagnosis. Primary Antibodies are guaranteed for 1 year from date of receipt.

For more information on our 100% guarantee, please visit www.novusbio.com/guarantee

Earn gift cards/discounts by submitting a review: www.novusbio.com/reviews/submit/NB100-536

Earn gift cards/discounts by submitting a publication using this product:
www.novusbio.com/publications

