

# Product Datasheet

## USP36 Antibody - BSA Free

### NB100-40832

Unit Size: 100 ul

Store at 4C. Do not freeze.

[www.novusbio.com](http://www.novusbio.com)



[technical@novusbio.com](mailto:technical@novusbio.com)

#### Publications: 1

Protocols, Publications, Related Products, Reviews, Research Tools and Images at:  
[www.novusbio.com/NB100-40832](http://www.novusbio.com/NB100-40832)

Updated 9/9/2025 v.20.1

Earn rewards for product  
reviews and publications.

Submit a publication at [www.novusbio.com/publications](http://www.novusbio.com/publications)

Submit a review at [www.novusbio.com/reviews/destination/NB100-40832](http://www.novusbio.com/reviews/destination/NB100-40832)



**NB100-40832**

USP36 Antibody - BSA Free

Product Information	
Unit Size	100 ul
Concentration	1.0 mg/ml
Storage	Store at 4C. Do not freeze.
Clonality	Polyclonal
Preservative	0.09% Sodium Azide
Isotype	IgG
Purity	Immunogen affinity purified
Buffer	Tris-Citrate/Phosphate (pH 7.0 - 8.0)

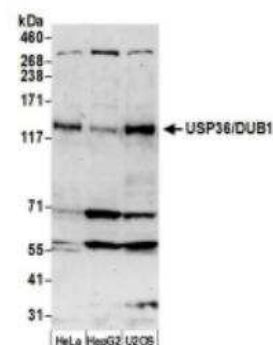
Product Description	
Description	Novus Biologicals Rabbit USP36 Antibody - BSA Free (NB100-40832) is a polyclonal antibody validated for use in IHC, WB and IP. Anti-USP36 Antibody: Cited in 1 publication. All Novus Biologicals antibodies are covered by our 100% guarantee.
Host	Rabbit
Gene ID	57602
Gene Symbol	USP36
Species	Human
Marker	Nucleolus Marker
Immunogen	The immunogen recognized by this antibody maps to a region between residue 1070 and the C-terminus (residue 1121) of human Ubiquitin Specific Peptidase 36 (Deubiquinating Enzyme 1) using the numbering given in entry NP_079366.2 (GeneID 57602).

Product Application Details	
Applications	Western Blot, Immunohistochemistry-Paraffin, Immunohistochemistry, Immunoprecipitation
Recommended Dilutions	Western Blot 0.4-1ug/ml, Immunohistochemistry 0.2-4ug/ml, Immunoprecipitation 2 - 10 ug/mg lysate, Immunohistochemistry-Paraffin 0.2-4ug/ml
Application Notes	Epitope retrieval with Tris-EDTA pH9.0 is recommended for FFPE tissue sections.

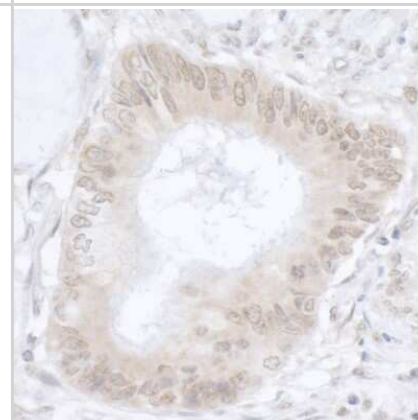


## Images

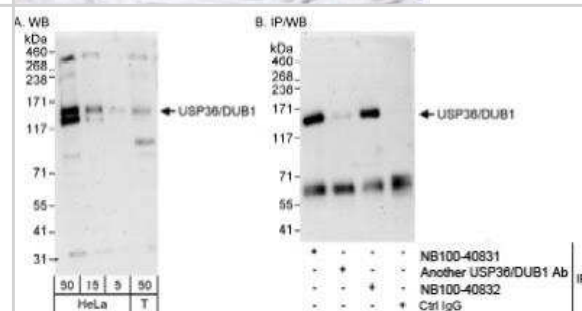
**Western Blot: USP36 Antibody [NB100-40832] - Whole cell lysate (50 ug) from HeLa, Hep-G2, and U2OS cells prepared using NETN lysis buffer. Antibody: Affinity purified rabbit anti-USP36/DUB1 antibody used for WB at 0.4 ug/ml. Detection: Chemiluminescence with an exposure time of 75 seconds.**



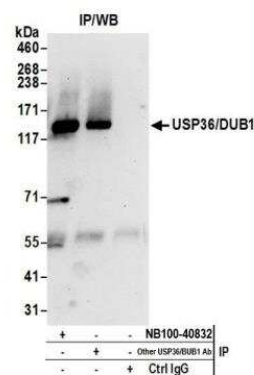
**Immunohistochemistry-Paraffin: USP36 Antibody [NB100-40832] - Section of human colon carcinoma. Antibody: Affinity purified rabbit anti-USP36/DUB1 used at a dilution of 1:5,000 (0.2ug/ml). Detection: DAB**



**Immunoprecipitation: USP36 Antibody [NB100-40832] - Detection of Human USP36/DUB1 on HeLa whole cell lysate using NB100-40832. USP36/DUB1 was also immunoprecipitated by another rabbit anti-USP36/DUB1 antibody and NB100-40831.**



**Immunoprecipitation: USP36 Antibody [NB100-40832] - Detection of human USP36/DUB1 by western blot of immunoprecipitates. Samples: Whole cell lysate (0.5 or 1.0 mg per IP reaction; 20% of IP loaded) from HeLa cells prepared using NETN lysis buffer. Antibodies: Affinity purified rabbit anti-USP36/DUB1 antibody NB100-40832 used for IP at 6 ug per reaction. USP36/DUB1 was also immunoprecipitated by another rabbit anti-USP36/DUB1 antibody. For blotting immunoprecipitated USP36/DUB1, NB100-40832 was used at 1 ug/ml. Detection: Chemiluminescence with an exposure time of 10 seconds.**



## Publications

Qiu W, Cai X, Xu K et al. PRL1 Promotes Glioblastoma Invasion and Tumorigenesis via Activating USP36-Mediated Snail2 Deubiquitination *Frontiers in Oncology* 2022-01-17 [PMID: 35111679] (Western Blot)



### **Novus Biologicals USA**

10730 E. Briarwood Avenue  
Centennial, CO 80112  
USA  
Phone: 303.730.1950  
Toll Free: 1.888.506.6887  
Fax: 303.730.1966  
nb-customerservice@bio-techne.com

### **Bio-Techne Canada**

21 Canmotor Ave  
Toronto, ON M8Z 4E6  
Canada  
Phone: 905.827.6400  
Toll Free: 855.668.8722  
Fax: 905.827.6402  
canada.inquires@bio-techne.com

### **Bio-Techne Ltd**

19 Barton Lane  
Abingdon Science Park  
Abingdon, OX14 3NB, United Kingdom  
Phone: (44) (0) 1235 529449  
Free Phone: 0800 37 34 15  
Fax: (44) (0) 1235 533420  
info.EMEA@bio-techne.com

### **General Contact Information**

www.novusbio.com  
Technical Support: nb-technical@bio-techne.com  
Orders: nb-customerservice@bio-techne.com  
General: novus@novusbio.com

### **Products Related to NB100-40832**

---

NBL1-17659	USP36 Overexpression Lysate
HAF008	Goat anti-Rabbit IgG Secondary Antibody [HRP]
NB7160	Goat anti-Rabbit IgG (H+L) Secondary Antibody [HRP]
NBP2-24891	Rabbit IgG Isotype Control

---

### **Limitations**

This product is for research use only and is not approved for use in humans or in clinical diagnosis. Primary Antibodies are guaranteed for 1 year from date of receipt.

For more information on our 100% guarantee, please visit [www.novusbio.com/guarantee](http://www.novusbio.com/guarantee)

Earn gift cards/discounts by submitting a review: [www.novusbio.com/reviews/submit/NB100-40832](http://www.novusbio.com/reviews/submit/NB100-40832)

Earn gift cards/discounts by submitting a publication using this product:  
[www.novusbio.com/publications](http://www.novusbio.com/publications)

