

Product Datasheet

Geminin Antibody - BSA Free

NB100-40826

Unit Size: 100 ul

Store at 4C. Do not freeze.

www.novusbio.com



technical@novusbio.com

Publications: 1

Protocols, Publications, Related Products, Reviews, Research Tools and Images at:
www.novusbio.com/NB100-40826

Updated 9/9/2025 v.20.1

Earn rewards for product
reviews and publications.

Submit a publication at www.novusbio.com/publications

Submit a review at www.novusbio.com/reviews/destination/NB100-40826



NB100-40826

Geminin Antibody - BSA Free

Product Information

Unit Size	100 ul
Concentration	1.0 mg/ml
Storage	Store at 4C. Do not freeze.
Clonality	Polyclonal
Preservative	0.09% Sodium Azide
Isotype	IgG
Purity	Immunogen affinity purified
Buffer	Tris-Citrate/Phosphate (pH 7.0 - 8.0)

Product Description

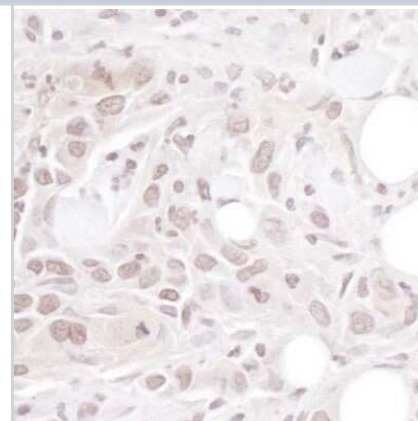
Description	Novus Biologicals Rabbit Geminin Antibody - BSA Free (NB100-40826) is a polyclonal antibody validated for use in IHC and IP. Anti-Geminin Antibody: Cited in 1 publication. All Novus Biologicals antibodies are covered by our 100% guarantee.
Host	Rabbit
Gene ID	51053
Gene Symbol	GMNN
Species	Human
Immunogen	The immunogen recognized by this antibody maps to a region between residue 50 and 100 of human Geminin DNA replication Inhibitor using the numbering given in entry NP_056979.1 (GeneID 51053).

Product Application Details

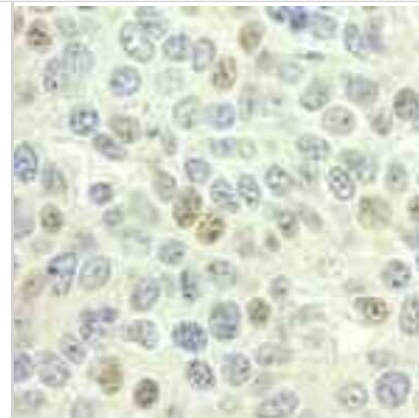
Applications	Immunohistochemistry-Paraffin, Immunohistochemistry, Immunoprecipitation, Western Blot (Negative)
Recommended Dilutions	Immunohistochemistry 1:10-1:500, Immunoprecipitation 2-5 ug/mg lysate, Immunohistochemistry-Paraffin 1:2000 - 1:10000, Western Blot (Negative)
Application Notes	Epitope retrieval with citrate buffer pH6.0 is recommended for FFPE tissue sections.

Images

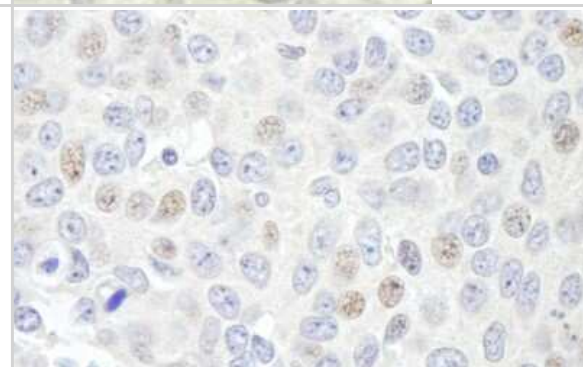
Immunohistochemistry: Geminin Antibody [NB100-40826] - Detection of human Geminin by immunohistochemistry. Sample: FFPE section of human breast carcinoma. Antibody: Affinity purified rabbit anti-Geminin (NB100-40826). Detection: DAB



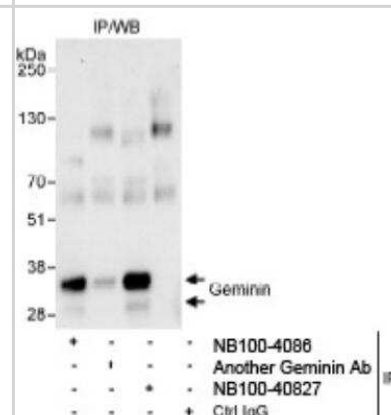
Immunohistochemistry-Paraffin: Geminin Antibody [NB100-40826] - FFPE section of human breast carcinoma. Affinity purified rabbit anti-Geminin used at a dilution of 1:250.



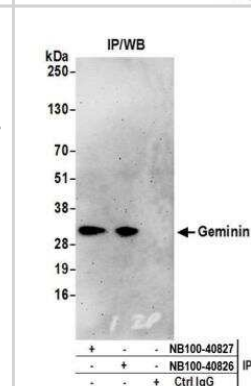
Immunohistochemistry: Geminin Antibody [NB100-40826] - Sample: FFPE section of human breast carcinoma. Antibody: Affinity purified rabbit anti-Geminin used at a dilution of 1:5,000 (0.2 ug/ml). Detection: DAB



Immunoprecipitation: Geminin Antibody [NB100-40826] - Whole cell lysate (1 mg for IP, 20% of IP loaded) from HeLa cells. Affinity purified rabbit anti-Geminin antibody NB100-40826 used for IP at 3 mcg/mg lysate. Geminin was also immunoprecipitated by another rabbit anti-Geminin antibodies and NB100-40827, which recognize downstream epitopes.



Immunoprecipitation: Geminin Antibody [NB100-40826] - Detection of human Geminin by western blot of immunoprecipitates. Samples: Whole cell lysate (1.0 mg per IP reaction; 20% of IP loaded) from HeLa cells prepared using NETN lysis buffer. Antibodies: Affinity purified rabbit anti-Geminin antibody NB100-40826 used for IP at 3 ug per reaction. Geminin was also immunoprecipitated by rabbit anti-Geminin antibody NB100-40827. For blotting immunoprecipitated Geminin, NB100-40826 was used at 1 ug/ml. Detection: Chemiluminescence with an exposure time of 3 minutes.



Publications

Yim H, Erikson RL. Polo-like kinase 1 depletion induces DNA damage in early S prior to caspase activation. Mol Cell Biol 2009-05-01 [PMID: 19289504]



Novus Biologicals USA

10730 E. Briarwood Avenue
Centennial, CO 80112
USA
Phone: 303.730.1950
Toll Free: 1.888.506.6887
Fax: 303.730.1966
nb-customerservice@bio-techne.com

Bio-Techne Canada

21 Canmotor Ave
Toronto, ON M8Z 4E6
Canada
Phone: 905.827.6400
Toll Free: 855.668.8722
Fax: 905.827.6402
canada.inquires@bio-techne.com

Bio-Techne Ltd

19 Barton Lane
Abingdon Science Park
Abingdon, OX14 3NB, United Kingdom
Phone: (44) (0) 1235 529449
Free Phone: 0800 37 34 15
Fax: (44) (0) 1235 533420
info.EMEA@bio-techne.com

General Contact Information

www.novusbio.com
Technical Support: nb-technical@bio-techne.com
Orders: nb-customerservice@bio-techne.com
General: novus@novusbio.com

Products Related to NB100-40826

NBL1-11143	Geminin Overexpression Lysate
HAF008	Goat anti-Rabbit IgG Secondary Antibody [HRP]
NB7160	Goat anti-Rabbit IgG (H+L) Secondary Antibody [HRP]
NBP2-24891	Rabbit IgG Isotype Control

Limitations

This product is for research use only and is not approved for use in humans or in clinical diagnosis. Primary Antibodies are guaranteed for 1 year from date of receipt.

For more information on our 100% guarantee, please visit www.novusbio.com/guarantee

Earn gift cards/discounts by submitting a review: www.novusbio.com/reviews/submit/NB100-40826

Earn gift cards/discounts by submitting a publication using this product:
www.novusbio.com/publications

