

Product Datasheet

Casein Kinase 2 alpha Antibody

NB100-377

Unit Size: 100 ul

Store at 4C. Do not freeze.

www.novusbio.com



technical@novusbio.com

Publications: 2

Protocols, Publications, Related Products, Reviews, Research Tools and Images at:
www.novusbio.com/NB100-377

Updated 10/23/2024 v.20.1

Earn rewards for product
reviews and publications.

Submit a publication at www.novusbio.com/publications

Submit a review at www.novusbio.com/reviews/destination/NB100-377



NB100-377**Casein Kinase 2 alpha Antibody**

Product Information	
Unit Size	100 ul
Concentration	1.0 mg/ml
Storage	Store at 4C. Do not freeze.
Clonality	Polyclonal
Preservative	0.09% Sodium Azide
Isotype	IgG
Purity	Immunogen affinity purified
Buffer	Tris-buffered Saline, 0.1% BSA

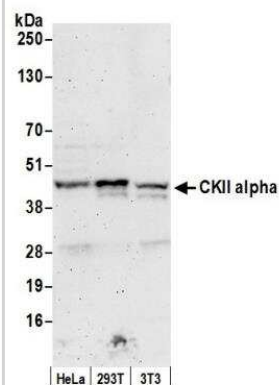
Product Description	
Host	Rabbit
Gene ID	1457
Gene Symbol	CSNK2A1
Species	Human, Mouse
Immunogen	The immunogen recognized by this antibody maps to a region between residues 300 and 350 of human Casein Kinase 2, alpha 1 using the numbering given in entry NP_001886.1 (GenelD 1457).

Product Application Details	
Applications	Western Blot, Immunohistochemistry, Immunohistochemistry-Paraffin, Immunoprecipitation (Negative), Knockdown Validated
Recommended Dilutions	Western Blot 1:2000 - 1:10000, Immunohistochemistry 1:500 -1:2000, Immunohistochemistry-Paraffin 1:500 -1:2000, Immunoprecipitation (Negative), Knockdown Validated
Application Notes	By WB, this antibody recognizes a band at ~42 kDa, representing CKII alpha. Not recommended for immunoprecipitation. *NB 100-378 is recommended for IP. The investigator should determine the optimal working dilution for a specific application. Epitope retrieval with citrate buffer pH6.0 is recommended for FFPE tissue sections.

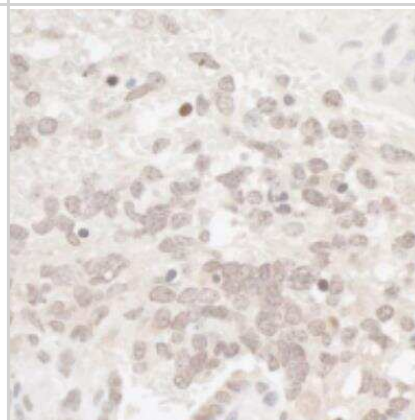


Images

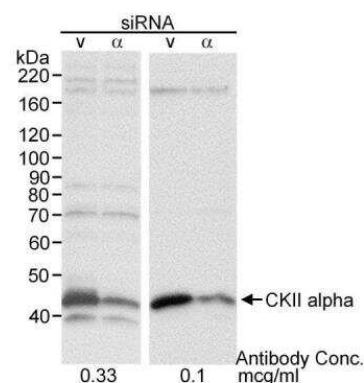
Western Blot: Casein Kinase 2 alpha Antibody [NB100-377] - Detection of Human and Mouse CKII alpha by Western Blot. Samples: Whole cell lysate (50 ug) from HeLa, 293T, and mouse NIH3T3 cells prepared using NETN lysis buffer. Antibody: Affinity purified rabbit anti-CKII alpha antibody NB100-377 used for WB at 0.1 ug/ml. Detection: Chemiluminescence with an exposure time of 3 minutes.



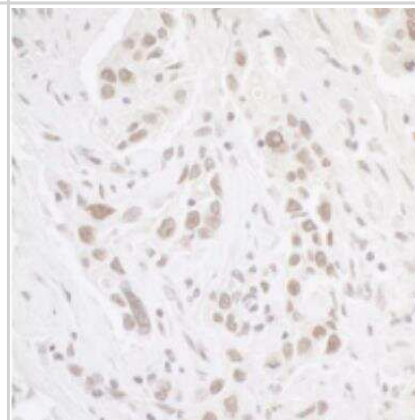
Immunohistochemistry-Paraffin: Casein Kinase 2 alpha Antibody [NB100-377] - Mouse teratoma. Antibody: Affinity purified rabbit anti-CKII Alpha used at a dilution of 1:1,000 (1ug/ml). Detection: DAB



Western Blot: Casein Kinase 2 alpha Antibody [NB100-377] - RIPA extract (30 ug) from HeLa cells treated with CKII alpha siRNA or vimentin siRNA (v). Antibody used at 0.33 or 0.1 ug/ml.



Immunohistochemistry-Paraffin: Casein Kinase 2 alpha Antibody [NB100-377] - Human ovarian carcinoma. Antibody: Affinity purified rabbit anti-CKII Alpha used at a dilution of 1:1,000 (1ug/ml). Detection: DAB



Publications

Trembley JH, Unger GM, Tobolt DK et al. Systemic administration of antisense oligonucleotides simultaneously targeting CK2alpha and alpha' subunits reduces orthotopic xenograft prostate tumors in mice. Mol Cell Biochem 2011 -10-01 [PMID: 21761204]

Adachi A, Kano F, Saido TC et al. Visual screening and analysis for kinase-regulated membrane trafficking pathways that are involved in extensive beta-amyloid secretion. Genes Cells 2009-03-01 [PMID: 19210549]





Novus Biologicals USA

10730 E. Briarwood Avenue
Centennial, CO 80112
USA
Phone: 303.730.1950
Toll Free: 1.888.506.6887
Fax: 303.730.1966
nb-customerservice@bio-techne.com

Bio-Techne Canada

21 Canmotor Ave
Toronto, ON M8Z 4E6
Canada
Phone: 905.827.6400
Toll Free: 855.668.8722
Fax: 905.827.6402
canada.inquires@bio-techne.com

Bio-Techne Ltd

19 Barton Lane
Abingdon Science Park
Abingdon, OX14 3NB, United Kingdom
Phone: (44) (0) 1235 529449
Free Phone: 0800 37 34 15
Fax: (44) (0) 1235 533420
info.EMEA@bio-techne.com

General Contact Information

www.novusbio.com
Technical Support: nb-technical@bio-
techne.com
Orders: nb-customerservice@bio-techne.com
General: novus@novusbio.com

Products Related to NB100-377

HAF008	Goat anti-Rabbit IgG Secondary Antibody [HRP]
NB7160	Goat anti-Rabbit IgG (H+L) Secondary Antibody [HRP]
NBP2-24891	Rabbit IgG Isotype Control
NBC1-18386	Recombinant Human Casein Kinase 2 alpha His Protein

Limitations

This product is for research use only and is not approved for use in humans or in clinical diagnosis. Primary Antibodies are guaranteed for 1 year from date of receipt.

For more information on our 100% guarantee, please visit www.novusbio.com/guarantee

Earn gift cards/discounts by submitting a review: www.novusbio.com/reviews/submit/NB100-377

Earn gift cards/discounts by submitting a publication using this product:
www.novusbio.com/publications

