

Product Datasheet

PPP4R2 Antibody NB100-2877

Unit Size: 0.1 ml

Store at 4C. Do not freeze.

www.novusbio.com



technical@novusbio.com

Publications: 2

Protocols, Publications, Related Products, Reviews, Research Tools and Images at:
www.novusbio.com/NB100-2877

Updated 9/9/2025 v.20.1

Earn rewards for product
reviews and publications.

Submit a publication at www.novusbio.com/publications

Submit a review at www.novusbio.com/reviews/destination/NB100-2877



NB100-2877**PPP4R2 Antibody**

Product Information	
Unit Size	0.1 ml
Concentration	0.2 mg/ml
Storage	Store at 4C. Do not freeze.
Clonality	Polyclonal
Preservative	0.09% Sodium Azide
Isotype	IgG
Purity	Immunogen affinity purified
Buffer	TBS and 0.1% BSA

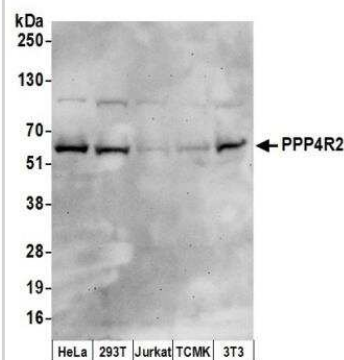
Product Description	
Description	Novus Biologicals Rabbit PPP4R2 Antibody (NB100-2877) is a polyclonal antibody validated for use in IHC, WB and IP. Anti-PPP4R2 Antibody: Cited in 2 publications. All Novus Biologicals antibodies are covered by our 100% guarantee.
Host	Rabbit
Gene ID	151987
Gene Symbol	PPP4R2
Species	Human, Mouse
Reactivity Notes	Orangutan (100%).
Immunogen	The immunogen recognized by this antibody maps to a region between residue 370 and the C-terminus (residue 417) of human Protein Phosphatase 4, Regulatory Subunit 2 using the numbering given in entry NP_777567.1 (GeneID 151987).

Product Application Details	
Applications	Western Blot, Immunohistochemistry-Paraffin, Immunohistochemistry, Immunoprecipitation
Recommended Dilutions	Western Blot 1:2000-1:10000, Immunohistochemistry 1:100- 1:500, Immunoprecipitation 2 - 10 ug/mg lysate, Immunohistochemistry-Paraffin 1:100-1:500
Application Notes	Epitope retrieval with citrate buffer pH6.0 is recommended for FFPE tissue sections.

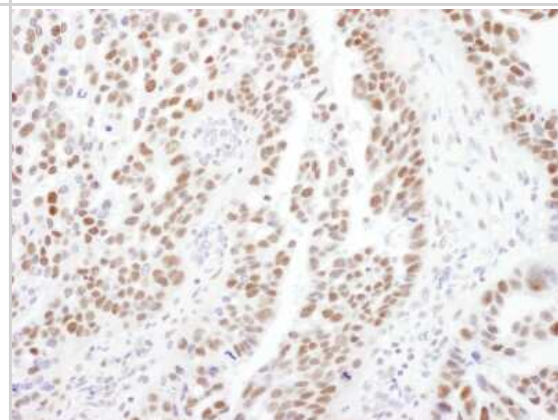


Images

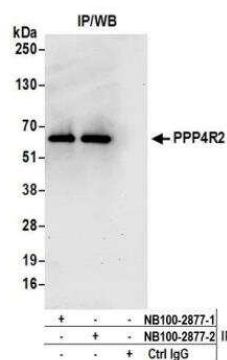
Western Blot: PPP4R2 Antibody [NB100-2877] - Detection of Human and Mouse PPP4R2 by Western Blot. Samples: Whole cell lysate (50 ug) prepared using NETN buffer from HeLa, 293T, Jurkat, mouse TCMK-1, and mouse NIH3T3 cells. Antibodies: Affinity purified rabbit anti-PPP4R2 antibody NB100-2877 used for WB at 0.2 ug/ml. Detection: Chemiluminescence with an exposure time of 75 seconds.



Immunohistochemistry-Paraffin: PPP4R2 Antibody [NB100-2877] - Section of human ovarian carcinoma. Antibody: Affinity purified rabbit anti- PPP4R2 used at a dilution of 1:200 (1ug/ml). Detection: DAB



Immunoprecipitation: PPP4R2 Antibody [NB100-2877] - Detection of human PPP4R2 by western blot of immunoprecipitates. Samples: Whole cell lysate (1 mg for IP; 20% of IP loaded) prepared using NETN buffer from HeLa cells. Antibodies: Affinity purified rabbit anti-PPP4R2 antibody NB100-2877 (lot NB100-2877-2) used for IP at 6 ug per reaction. PPP4R2 was also immunoprecipitated by a previous lot of this antibody (lot NB100-2877-1). For blotting immunoprecipitated PPP4R2 ,NB100-2877 was used at 1 ug/ml. Detection: Chemiluminescence with an exposure time of 30 seconds.



Publications

Bosio Y, Berto G, Camera P et al. PPP4R2 regulates neuronal cell differentiation and survival, functionally cooperating with SMN. *Eur J Cell Biol* 2012-08-01 [PMID: 22559936]

Goudreault M, D'Ambrosio LM, Kean MJ et al. A PP2A phosphatase high density interaction network identifies a novel striatin-interacting phosphatase and kinase complex linked to the cerebral cavernous malformation 3 (CCM3) protein. *Mol Cell Proteomics* 2009-01-01 [PMID: 18782753]



Novus Biologicals USA

10730 E. Briarwood Avenue
Centennial, CO 80112
USA
Phone: 303.730.1950
Toll Free: 1.888.506.6887
Fax: 303.730.1966
nb-customerservice@bio-techne.com

Bio-Techne Canada

21 Canmotor Ave
Toronto, ON M8Z 4E6
Canada
Phone: 905.827.6400
Toll Free: 855.668.8722
Fax: 905.827.6402
canada.inquires@bio-techne.com

Bio-Techne Ltd

19 Barton Lane
Abingdon Science Park
Abingdon, OX14 3NB, United Kingdom
Phone: (44) (0) 1235 529449
Free Phone: 0800 37 34 15
Fax: (44) (0) 1235 533420
info.EMEA@bio-techne.com

General Contact Information

www.novusbio.com
Technical Support: nb-technical@bio-techne.com
Orders: nb-customerservice@bio-techne.com
General: novus@novusbio.com

Products Related to NB100-2877

HAF008	Goat anti-Rabbit IgG Secondary Antibody [HRP]
NB7160	Goat anti-Rabbit IgG (H+L) Secondary Antibody [HRP]
NBP2-24891	Rabbit IgG Isotype Control
NBP2-58011PEP	PPP4R2 Recombinant Protein Antigen

Limitations

This product is for research use only and is not approved for use in humans or in clinical diagnosis. Primary Antibodies are guaranteed for 1 year from date of receipt.

For more information on our 100% guarantee, please visit www.novusbio.com/guarantee

Earn gift cards/discounts by submitting a review: www.novusbio.com/reviews/submit/NB100-2877

Earn gift cards/discounts by submitting a publication using this product:
www.novusbio.com/publications

