

Product Datasheet

MCM3 Antibody - BSA Free

NB100-249

Unit Size: 100 ul

Store at 4C. Do not freeze.

www.novusbio.com



technical@novusbio.com

Protocols, Publications, Related Products, Reviews, Research Tools and Images at:
www.novusbio.com/NB100-249

Updated 2/21/2025 v.20.1

Earn rewards for product
reviews and publications.

Submit a publication at www.novusbio.com/publications

Submit a review at www.novusbio.com/reviews/destination/NB100-249



NB100-249

MCM3 Antibody - BSA Free

Product Information	
Unit Size	100 ul
Concentration	1.0 mg/ml
Storage	Store at 4C. Do not freeze.
Clonality	Polyclonal
Preservative	0.09% Sodium Azide
Isotype	IgG
Purity	Immunogen affinity purified
Buffer	Tris-Citrate/Phosphate (pH 7.0 - 8.0)

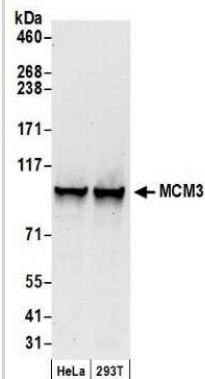
Product Description	
Host	Goat
Gene ID	4172
Gene Symbol	MCM3
Species	Human
Immunogen	The immunogen recognized by this antibody maps to a region between residues 500 and 550 of human Minichromosome Maintenance 3 using the numbering given in entry NP_002379.2 (GeneID 4172).

Product Application Details	
Applications	Western Blot, Immunohistochemistry, Immunocytochemistry
Recommended Dilutions	Western Blot 1:2000-1:10000, Immunohistochemistry, Immunocytochemistry
Application Notes	By Western blot, this antibody recognizes bands around 110 kDa representing MCM3.

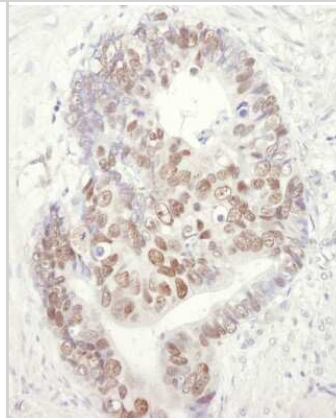


Images

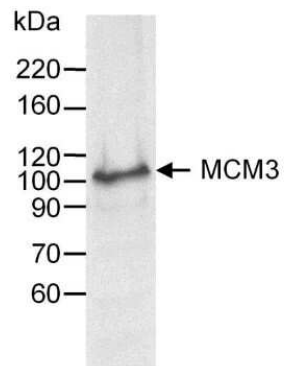
Western Blot: MCM3 Antibody [NB100-249] - Samples: Whole cell lysate (50 ug) from HeLa and 293T cells prepared using NETN lysis buffer. Antibody: Affinity purified goat anti-MCM3 antibody used for WB at 0.1 ug/ml. Detection: Chemiluminescence with an exposure time of 30 seconds.



Immunohistochemistry: MCM3 Antibody [NB100-249] - Sample: FFPE section of human colon carcinoma. Antibody: Affinity purified goat anti-MCM3 used at a dilution of 1:1,000 (1ug/ml). Detection: DAB



Western Blot: MCM3 Antibody [NB100-249] - Whole cell lysate (60 ug) from HeLa cells. Antibody used at 0.25 ug/ml.





Novus Biologicals USA

10730 E. Briarwood Avenue
Centennial, CO 80112
USA
Phone: 303.730.1950
Toll Free: 1.888.506.6887
Fax: 303.730.1966
nb-customerservice@bio-techne.com

Bio-Techne Canada

21 Canmotor Ave
Toronto, ON M8Z 4E6
Canada
Phone: 905.827.6400
Toll Free: 855.668.8722
Fax: 905.827.6402
canada.inquires@bio-techne.com

Bio-Techne Ltd

19 Barton Lane
Abingdon Science Park
Abingdon, OX14 3NB, United Kingdom
Phone: (44) (0) 1235 529449
Free Phone: 0800 37 34 15
Fax: (44) (0) 1235 533420
info.EMEA@bio-techne.com

General Contact Information

www.novusbio.com
Technical Support: nb-technical@bio-techne.com
Orders: nb-customerservice@bio-techne.com
General: novus@novusbio.com

Products Related to NB100-249

NB800-PC1	HeLa Whole Cell Lysate
HAF017	Rabbit anti-Goat IgG Secondary Antibody [HRP (Horseradish Peroxidase)]
HAF109	Donkey anti-Goat IgG Secondary Antibody [HRP (Horseradish Peroxidase)]
NB410-28088-1mg	Goat IgG Isotype Control

Limitations

This product is for research use only and is not approved for use in humans or in clinical diagnosis. Primary Antibodies are guaranteed for 1 year from date of receipt.

For more information on our 100% guarantee, please visit www.novusbio.com/guarantee

Earn gift cards/discounts by submitting a review: www.novusbio.com/reviews/submit/NB100-249

Earn gift cards/discounts by submitting a publication using this product:
www.novusbio.com/publications



