

# Product Datasheet

## RPS19 Antibody NB100-2452

Unit Size: 0.1 mg

Store at -20C. Avoid freeze-thaw cycles.

[www.novusbio.com](http://www.novusbio.com)



[technical@novusbio.com](mailto:technical@novusbio.com)

### Publications: 1

Protocols, Publications, Related Products, Reviews, Research Tools and Images at:  
[www.novusbio.com/NB100-2452](http://www.novusbio.com/NB100-2452)

Updated 9/9/2025 v.20.1

Earn rewards for product  
reviews and publications.

Submit a publication at [www.novusbio.com/publications](http://www.novusbio.com/publications)

Submit a review at [www.novusbio.com/reviews/destination/NB100-2452](http://www.novusbio.com/reviews/destination/NB100-2452)



**NB100-2452**

## RPS19 Antibody

Product Information	
Unit Size	0.1 mg
Concentration	0.5 mg/ml
Storage	Store at -20C. Avoid freeze-thaw cycles.
Clonality	Polyclonal
Preservative	0.02% Sodium Azide
Isotype	IgG
Purity	Immunogen affinity purified
Buffer	Tris saline (20 mM Tris pH 7.3, 150 mM NaCl), 0.5% BSA

Product Description	
Description	Novus Biologicals Goat RPS19 Antibody (NB100-2452) is a polyclonal antibody validated for use in IHC, WB and ELISA. Anti-RPS19 Antibody: Cited in 1 publication. All Novus Biologicals antibodies are covered by our 100% guarantee.
Host	Goat
Gene ID	6223
Gene Symbol	RPS19
Species	Human
Immunogen	Peptide with sequence C-KMVEKDQDGGRK corresponding to internal region according to NP_001013.1.

Product Application Details	
Applications	Western Blot, Immunohistochemistry-Paraffin, Immunohistochemistry, Peptide ELISA
Recommended Dilutions	Western Blot 0.3 - 1 ug/mL, Immunohistochemistry, Immunohistochemistry-Paraffin 5 ug/mL, Peptide ELISA Detection limit 1:16000
Application Notes	WB: Approx 15 kDa band observed in lysates of cell lines K562 (calculated MW of 16.1 kDa according to NP_001013.1).

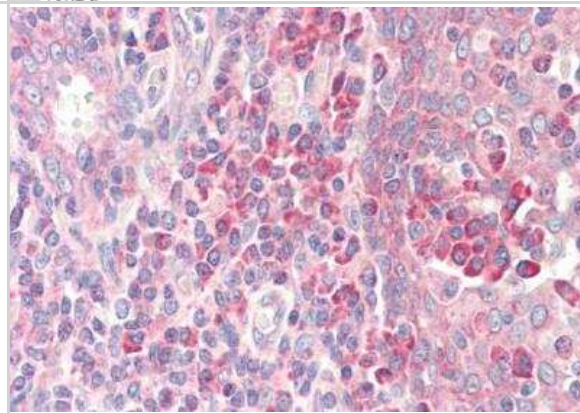


## Images

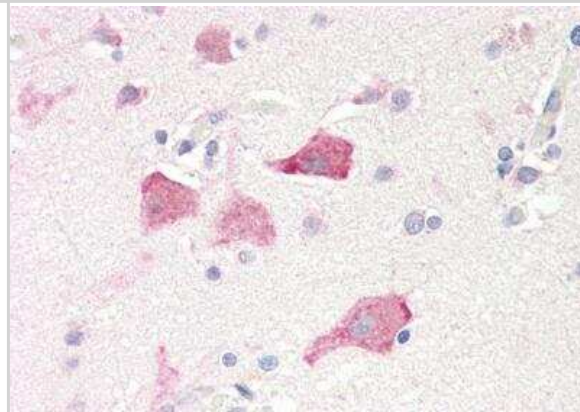
Western Blot: RPS19 Antibody [NB100-2452] - Staining of lysate of cell line K562 (35 ug protein in RIPA buffer). Antibody at 0.3 ug/mL. Detected by chemiluminescence.

250kDa  
150kDa  
100kDa  
75kDa  
50kDa  
37kDa  
25kDa  
20kDa  
15kDa

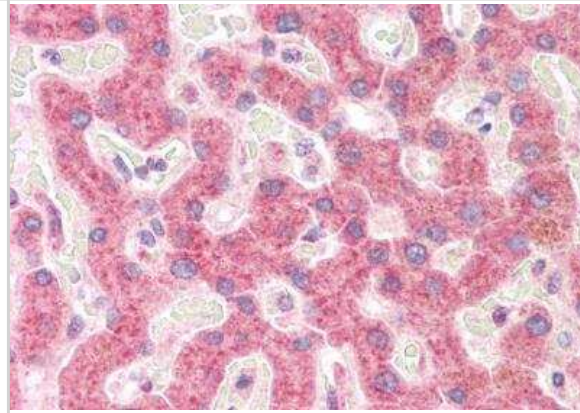
Immunohistochemistry-Paraffin: RPS19 Antibody [NB100-2452] - Staining of paraffin embedded Human Tonsil. Antibody at 5 ug/mL. Steamed antigen retrieval with citrate buffer pH 6, AP-staining.



Immunohistochemistry-Paraffin: RPS19 Antibody [NB100-2452] - Staining of paraffin embedded Human Cortex. Antibody at 5 ug/mL. Steamed antigen retrieval with citrate buffer pH 6, AP-staining.



Immunohistochemistry-Paraffin: RPS19 Antibody [NB100-2452] - Staining of paraffin embedded Human Liver. Antibody at 5 ug/mL. Steamed antigen retrieval with citrate buffer pH 6, AP-staining.



## Publications

Leger-Silvestre I, Caffrey JM, Dawaliby R et al. Specific role for yeast homologs of the diamond blackfan anemia associated Rps19 protein in ribosome synthesis. *J Biol Chem* 2005-09-12 [PMID: 16159874]



### Novus Biologicals USA

10730 E. Briarwood Avenue  
Centennial, CO 80112  
USA  
Phone: 303.730.1950  
Toll Free: 1.888.506.6887  
Fax: 303.730.1966  
nb-customerservice@bio-techne.com

### Bio-Techne Canada

21 Canmotor Ave  
Toronto, ON M8Z 4E6  
Canada  
Phone: 905.827.6400  
Toll Free: 855.668.8722  
Fax: 905.827.6402  
canada.inquires@bio-techne.com

### Bio-Techne Ltd

19 Barton Lane  
Abingdon Science Park  
Abingdon, OX14 3NB, United Kingdom  
Phone: (44) (0) 1235 529449  
Free Phone: 0800 37 34 15  
Fax: (44) (0) 1235 533420  
info.EMEA@bio-techne.com

### General Contact Information

www.novusbio.com  
Technical Support: nb-technical@bio-techne.com  
Orders: nb-customerservice@bio-techne.com  
General: novus@novusbio.com

### Products Related to NB100-2452

---

NBL1-15564	RPS19 Overexpression Lysate
NBP2-33376H	Blue Marker Antibody (6F4-F6) [HRP]
HAF017	Rabbit anti-Goat IgG Secondary Antibody [HRP (Horseradish Peroxidase)]
HAF109	Donkey anti-Goat IgG Secondary Antibody [HRP (Horseradish Peroxidase)]
NB410-28088-1mg	Goat IgG Isotype Control

---

### Limitations

This product is for research use only and is not approved for use in humans or in clinical diagnosis. Primary Antibodies are guaranteed for 1 year from date of receipt.

For more information on our 100% guarantee, please visit [www.novusbio.com/guarantee](http://www.novusbio.com/guarantee)

Earn gift cards/discounts by submitting a review: [www.novusbio.com/reviews/submit/NB100-2452](http://www.novusbio.com/reviews/submit/NB100-2452)

Earn gift cards/discounts by submitting a publication using this product:  
[www.novusbio.com/publications](http://www.novusbio.com/publications)



