

# Product Datasheet

## RFC5 Antibody - BSA Free NB100-235

Unit Size: 100 ul

Store at 4C. Do not freeze.

[www.novusbio.com](http://www.novusbio.com)



[technical@novusbio.com](mailto:technical@novusbio.com)

Protocols, Publications, Related Products, Reviews, Research Tools and Images at:  
[www.novusbio.com/NB100-235](http://www.novusbio.com/NB100-235)

Updated 2/21/2025 v.20.1

Earn rewards for product  
reviews and publications.

Submit a publication at [www.novusbio.com/publications](http://www.novusbio.com/publications)

Submit a review at [www.novusbio.com/reviews/destination/NB100-235](http://www.novusbio.com/reviews/destination/NB100-235)



**NB100-235**

RFC5 Antibody - BSA Free

Product Information	
Unit Size	100 ul
Concentration	1.0 mg/ml
Storage	Store at 4C. Do not freeze.
Clonality	Polyclonal
Preservative	0.09% Sodium Azide
Isotype	IgG
Purity	Immunogen affinity purified
Buffer	Tris-Citrate/Phosphate (pH 7.0 - 8.0)

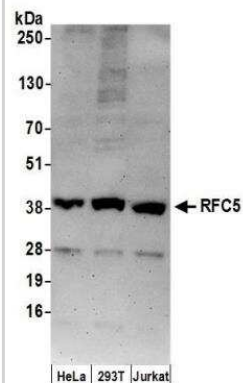
Product Description	
Host	Goat
Gene ID	5985
Gene Symbol	RFC5
Species	Human
Immunogen	The immunogen recognized by this antibody maps to a region between residues 1 and 50 of human Replication Factor C subunit 5 using the numbering given in entry NP_031396.1 (GeneID 5985).

Product Application Details	
Applications	Western Blot
Recommended Dilutions	Western Blot 1:500-1:5000
Application Notes	This antibody can be used for Western Blot. Suggested working dilutions: * Immunoprecipitation ND Immunocytochemistry ND Immunohistochemistry ND *The investigator should determine the optimal dilution for a specific application.



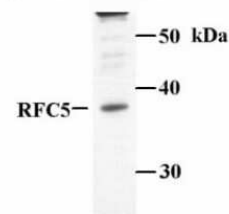
## Images

Western Blot: RFC5 Antibody [NB100-235] - Samples: Whole cell lysate (50 ug) from HeLa, 293T, and Jurkat cells prepared using NETN lysis buffer. Antibodies: Affinity purified goat anti-RFC5 antibody used for WB at 1 ug/ml. Detection: Chemiluminescence with an exposure time of 3 minutes.



Western Blot: RFC5 Antibody [NB100-235]

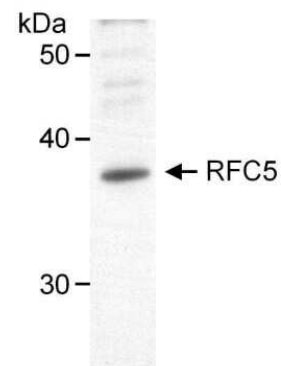
Detection of human RFC5 by Western Blot using affinity purified Goat anti-RFC5



Sample - 50 µg HeLa cell nuclear extract

Ab - Gt anti-RFC5 used at 1:1000

Western Blot: RFC5 Antibody [NB100-235] - Nuclear extract (50 ug) from HeLa cells. Antibody used at 1 ug/ml.





### **Novus Biologicals USA**

10730 E. Briarwood Avenue  
Centennial, CO 80112  
USA  
Phone: 303.730.1950  
Toll Free: 1.888.506.6887  
Fax: 303.730.1966  
nb-customerservice@bio-techne.com

### **Bio-Techne Canada**

21 Canmotor Ave  
Toronto, ON M8Z 4E6  
Canada  
Phone: 905.827.6400  
Toll Free: 855.668.8722  
Fax: 905.827.6402  
canada.inquires@bio-techne.com

### **Bio-Techne Ltd**

19 Barton Lane  
Abingdon Science Park  
Abingdon, OX14 3NB, United Kingdom  
Phone: (44) (0) 1235 529449  
Free Phone: 0800 37 34 15  
Fax: (44) (0) 1235 533420  
info.EMEA@bio-techne.com

### **General Contact Information**

www.novusbio.com  
Technical Support: nb-technical@bio-techne.com  
Orders: nb-customerservice@bio-techne.com  
General: novus@novusbio.com

### **Products Related to NB100-235**

---

NBL1-15295	RFC5 Overexpression Lysate
HAF017	Rabbit anti-Goat IgG Secondary Antibody [HRP (Horseradish Peroxidase)]
HAF109	Donkey anti-Goat IgG Secondary Antibody [HRP (Horseradish Peroxidase)]
NB410-28088-1mg	Goat IgG Isotype Control

---

### **Limitations**

This product is for research use only and is not approved for use in humans or in clinical diagnosis. Primary Antibodies are guaranteed for 1 year from date of receipt.

For more information on our 100% guarantee, please visit [www.novusbio.com/guarantee](http://www.novusbio.com/guarantee)

Earn gift cards/discounts by submitting a review: [www.novusbio.com/reviews/submit/NB100-235](http://www.novusbio.com/reviews/submit/NB100-235)

Earn gift cards/discounts by submitting a publication using this product:  
[www.novusbio.com/publications](http://www.novusbio.com/publications)



