

Product Datasheet

RNF20 Antibody - BSA Free

NB100-2242

Unit Size: 100 ul

Store at 4C. Do not freeze.

www.novusbio.com



technical@novusbio.com

Reviews: 1 Publications: 15

Protocols, Publications, Related Products, Reviews, Research Tools and Images at:
www.novusbio.com/NB100-2242

Updated 2/21/2025 v.20.1

Earn rewards for product
reviews and publications.

Submit a publication at www.novusbio.com/publications

Submit a review at www.novusbio.com/reviews/destination/NB100-2242



NB100-2242

RNF20 Antibody - BSA Free

Product Information	
Unit Size	100 ul
Concentration	1.0 mg/ml
Storage	Store at 4C. Do not freeze.
Clonality	Polyclonal
Preservative	0.09% Sodium Azide
Isotype	IgG
Purity	Immunogen affinity purified
Buffer	Tris-Citrate/Phosphate (pH 7.0 - 8.0)

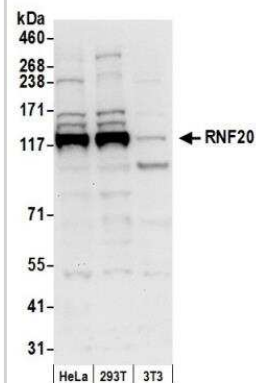
Product Description	
Host	Rabbit
Gene ID	56254
Gene Symbol	RNF20
Species	Human, Mouse
Immunogen	The immunogen recognized by this antibody maps to a region between residue 1 and 50 of human Ring Finger 20 using the numbering given in entry NP_062538.5 (GeneID 56254).

Product Application Details	
Applications	Western Blot, Immunoprecipitation, Chromatin Immunoprecipitation (ChIP)
Recommended Dilutions	Western Blot 1:2000-1:10000, Immunoprecipitation 2-10 ug/mg lysate, Chromatin Immunoprecipitation (ChIP) 1:10-1:500
Application Notes	Chip reactivity reported in (PMID: 21617703).




Images

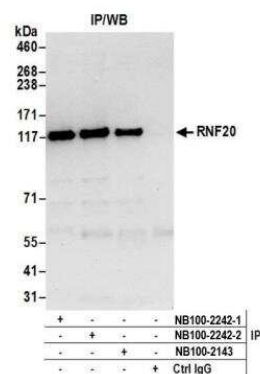
Western Blot: RNF20 Antibody [NB100-2242] - Detection of Human and Mouse RNF20 by Western Blot. Samples: Whole cell lysate (50 ug) from HeLa, 293T, and mouse NIH3T3 cells prepared using NETN lysis buffer. Antibody: Affinity purified rabbit anti-RNF20 antibody NB100-2242 used for WB at 0.1 ug/ml. Detection: Chemiluminescence with an exposure time of 10 seconds.



Western Blot: RNF20 Antibody [NB100-2242] - WB analysis of RNF20 in HeLa whole cell lysate. Image submitted by a verified customer review.



Immunoprecipitation: RNF20 Antibody [NB100-2242] - Detection of human RNF20 by western blot of immunoprecipitates. Samples: Whole cell lysate (0.5 or 1.0 mg per IP reaction; 20% of IP loaded) from HeLa cells prepared using NETN lysis buffer. Antibodies: Affinity purified rabbit anti-RNF20 antibody NB100-2242 (lot NB100-2242-2) used for IP at 6 ug per reaction. RNF20 was also immunoprecipitated by a previous lot of this antibody (NB100-2242-1) and rabbit anti-RNF20 antibody NB100-2243. For blotting immunoprecipitated RNF20, NB100-2242 was used at 1 ug/ml. Detection: Chemiluminescence with an exposure time of 10 seconds.



Publications

Lyu Y, Yang Y, Talwar V et al Hypoxia-inducible factor 1 recruits FACT and RNF20/40 to mediate histone ubiquitination and transcriptional activation of target genes Cell Rep 2024-03-22 [PMID: 38517892] (WB, Human)

Cortez JT, Montauti E, Shifrut E et al. CRISPR screen in regulatory T cells reveals modulators of Foxp3 Nature 2020-06-18 [PMID: 32499641]

Chen S, Jing Y, Kang X et al. Histone H2B monoubiquitination is a critical epigenetic switch for the regulation of autophagy. Nucleic Acids Res 2017-02-17 [PMID: 28180298]

Chen S, Jing Y, Kang X et al. Histone H2B monoubiquitination is a critical epigenetic switch for the regulation of autophagy. Nucleic Acids Res. 2016-10-26 [PMID: 27789696] (WB, Human)

Wu Y, Chen P, Jing Y et al. Microarray Analysis Reveals Potential Biological Functions of Histone H2B Monoubiquitination PLoS ONE. 2015-07-16 [PMID: 26177367] (WB, Human)

Buro LJ, Chipumuro E, Henriksen MA. Menin and RNF20 recruitment is associated with dynamic histone modifications that regulate signal transducer and activator of transcription 1 (STAT1)-activated transcription of the interferon regulatory factor 1 gene (IRF1). Epigenetics Chromatin. 2010-09-08 [PMID: 20825659] (WB, Human)

Sussman RT, Stanek TJ, Estes P et al. The epigenetic modifier Ubiquitin Specific Protease 22 (Usp22) regulates embryonic stem cell differentiation via transcriptional repression of Sex determining region Y-box 2 (Sox2). J Biol Chem 2013-06-12 [PMID: 23760504] (WB, Mouse)

Jaaskelainen T, Makkonen H, Visakorpi T et al. Histone H2B ubiquitin ligases RNF20 and RNF40 in androgen signaling and prostate cancer cell growth. Mol Cell Endocrinol 2012-03-01 [PMID: 22155569]

Hahn MA, Dickson KA, Jackson S et al. The tumor suppressor CDC73 interacts with the ring finger proteins RNF20 and RNF40 and is required for the maintenance of histone 2B monoubiquitination. Hum Mol Genet 2012-02-01 [PMID: 22021426]

Kim J, Roeder RG. Nucleosomal H2B ubiquitylation with purified factors. Methods 2011-07-01 [PMID: 21443952]

Wu J, Huen MS, Lu LY et al. Histone ubiquitination associates with BRCA1-dependent DNA damage response. Mol Cell Biol 2009-02-01 [PMID: 19015238]

Taniue K, Oda T, Hayashi T et al. A member of the ETS family, EHF, and the ATPase RUVBL1 inhibit p53-mediated apoptosis. EMBO Rep 2011-07-01 [PMID: 21617703] (Chemotaxis, Human)

More publications at <http://www.novusbio.com/NB100-2242>





Novus Biologicals USA

10730 E. Briarwood Avenue
Centennial, CO 80112
USA
Phone: 303.730.1950
Toll Free: 1.888.506.6887
Fax: 303.730.1966
nb-customerservice@bio-techne.com

Bio-Techne Canada

21 Canmotor Ave
Toronto, ON M8Z 4E6
Canada
Phone: 905.827.6400
Toll Free: 855.668.8722
Fax: 905.827.6402
canada.inquires@bio-techne.com

Bio-Techne Ltd

19 Barton Lane
Abingdon Science Park
Abingdon, OX14 3NB, United Kingdom
Phone: (44) (0) 1235 529449
Free Phone: 0800 37 34 15
Fax: (44) (0) 1235 533420
info.EMEA@bio-techne.com

General Contact Information

www.novusbio.com
Technical Support: nb-technical@bio-
techne.com
Orders: nb-customerservice@bio-techne.com
General: novus@novusbio.com

Products Related to NB100-2242

HAF008	Goat anti-Rabbit IgG Secondary Antibody [HRP]
NB7160	Goat anti-Rabbit IgG (H+L) Secondary Antibody [HRP]
NBP2-24891	Rabbit IgG Isotype Control
NBP2-54995PEP	RNF20 Recombinant Protein Antigen

Limitations

This product is for research use only and is not approved for use in humans or in clinical diagnosis. Primary Antibodies are guaranteed for 1 year from date of receipt.

For more information on our 100% guarantee, please visit www.novusbio.com/guarantee

Earn gift cards/discounts by submitting a review: www.novusbio.com/reviews/submit/NB100-2242

Earn gift cards/discounts by submitting a publication using this product:
www.novusbio.com/publications

