

# Product Datasheet

## BRCA1 [p Ser1524] Antibody - BSA Free NB100-200

Unit Size: 0.1 mg

Store at 4C. Do not freeze.

[www.novusbio.com](http://www.novusbio.com)



[technical@novusbio.com](mailto:technical@novusbio.com)

### Publications: 3

Protocols, Publications, Related Products, Reviews, Research Tools and Images at:  
[www.novusbio.com/NB100-200](http://www.novusbio.com/NB100-200)

Updated 2/21/2025 v.20.1

Earn rewards for product  
reviews and publications.

Submit a publication at [www.novusbio.com/publications](http://www.novusbio.com/publications)

Submit a review at [www.novusbio.com/reviews/destination/NB100-200](http://www.novusbio.com/reviews/destination/NB100-200)



**NB100-200**

BRCA1 [p Ser1524] Antibody - BSA Free

Product Information	
Unit Size	0.1 mg
Concentration	1.0 mg/ml
Storage	Store at 4C. Do not freeze.
Clonality	Polyclonal
Preservative	0.09% Sodium Azide
Isotype	IgG
Purity	Immunogen affinity purified
Buffer	Tris-Citrate/Phosphate (pH 7.0 - 8.0)
Target Molecular Weight	220 kDa

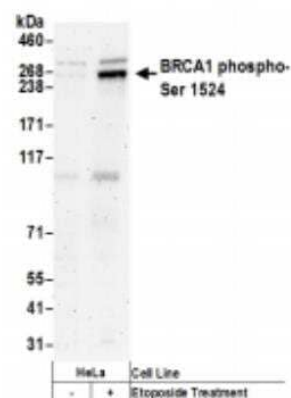
Product Description	
Host	Rabbit
Gene ID	672
Gene Symbol	BRCA1
Species	Human
Immunogen	Immunogen for this antibody was a phosphorylated synthetic peptide, which represented a portion of human Breast Cancer Gene 1 (GeneID 672) around serine 1524 according to the numbering given in entry NP_009225.1.

Product Application Details	
Applications	Western Blot, Immunoprecipitation
Recommended Dilutions	Western Blot 1:500-1:5000, Immunoprecipitation 2.5 ug/mg of lysate

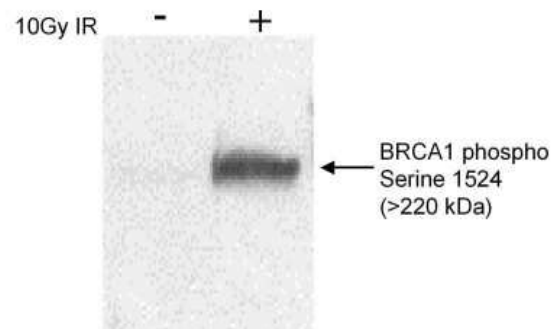


## Images

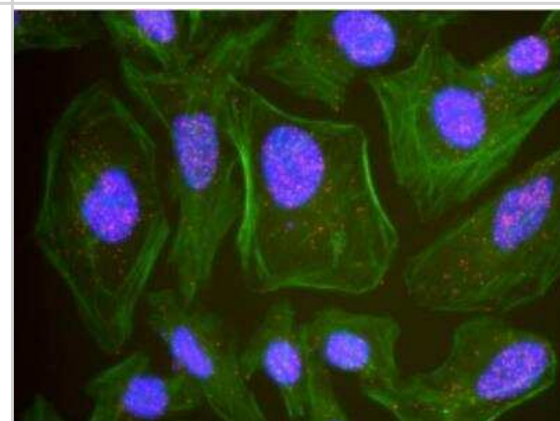
Western Blot: BRCA1 [p Ser1524] Antibody [NB100-200] - Whole cell lysate (50 ug) from HeLa cells treated with 100 uM EPE for 4 hours (+) or mock treated (-) cells. Antibody: Affinity purified rabbit anti-Phospho BRCA1 (S1524) antibody used for WB at 1 ug/ml. Detection: Chemiluminescence with an exposure time of 3 minutes.



Western Blot: BRCA1 [p Ser1524] Antibody [NB100-200] - Nuclear extract (50 ug) from HeLa cells mock irradiated or irradiated with 10 Gy of ionizing radiation. Antibody used at 0.5 ug/ml.



Proximity Ligation Assay: BRCA1 [p Ser1524] Antibody [NB100-200] - Image shows representative results for PLA using three color fluorescence, including DAPI stained nuclei (blue), phalloidin stained cytoplasmic F-actin (green), and PLA positive signal (red).



## Publications

Bunch H, Jeong J, Kang K Et al. BRCA1-BARD1 regulates transcription through modulating topoisomerase II beta. *Open biology* 2021-10-01 [PMID: 34610268] (IP, Human)

Jackson LJ, Pheneger JA, Pheneger TJ et al. The role of PIM kinases in human and mouse CD4+ T cell activation and inflammatory bowel disease. *Cell Immunol* 2012-01-01 [PMID: 22078270]

Rusin M, Zajkowicz A, Butkiewicz D. Resveratrol induces senescence-like growth inhibition of U-2 OS cells associated with the instability of telomeric DNA and upregulation of BRCA1. *Mech Ageing Dev* 2009-08-01 [PMID: 19559722] (WB, Human)



### **Novus Biologicals USA**

10730 E. Briarwood Avenue  
Centennial, CO 80112  
USA  
Phone: 303.730.1950  
Toll Free: 1.888.506.6887  
Fax: 303.730.1966  
nb-customerservice@bio-techne.com

### **Bio-Techne Canada**

21 Canmotor Ave  
Toronto, ON M8Z 4E6  
Canada  
Phone: 905.827.6400  
Toll Free: 855.668.8722  
Fax: 905.827.6402  
canada.inquires@bio-techne.com

### **Bio-Techne Ltd**

19 Barton Lane  
Abingdon Science Park  
Abingdon, OX14 3NB, United Kingdom  
Phone: (44) (0) 1235 529449  
Free Phone: 0800 37 34 15  
Fax: (44) (0) 1235 533420  
info.EMEA@bio-techne.com

### **General Contact Information**

www.novusbio.com  
Technical Support: nb-technical@bio-techne.com  
Orders: nb-customerservice@bio-techne.com  
General: novus@novusbio.com

### **Products Related to NB100-200**

---

HAF008	Goat anti-Rabbit IgG Secondary Antibody [HRP]
NB7160	Goat anti-Rabbit IgG (H+L) Secondary Antibody [HRP]
NBP2-24891	Rabbit IgG Isotype Control
H00000672-P01-25ug	Recombinant Human BRCA1 GST (N-Term) Protein

---

### **Limitations**

This product is for research use only and is not approved for use in humans or in clinical diagnosis. Primary Antibodies are guaranteed for 1 year from date of receipt.

For more information on our 100% guarantee, please visit [www.novusbio.com/guarantee](http://www.novusbio.com/guarantee)

Earn gift cards/discounts by submitting a review: [www.novusbio.com/reviews/submit/NB100-200](http://www.novusbio.com/reviews/submit/NB100-200)

Earn gift cards/discounts by submitting a publication using this product:  
[www.novusbio.com/publications](http://www.novusbio.com/publications)

