

# Product Datasheet

## Flotillin-1 Antibody NB100-1043

Unit Size: 0.1 mg

Store at -20C. Avoid freeze-thaw cycles.

[www.novusbio.com](http://www.novusbio.com)



[technical@novusbio.com](mailto:technical@novusbio.com)

### Publications: 4

Protocols, Publications, Related Products, Reviews, Research Tools and Images at:  
[www.novusbio.com/NB100-1043](http://www.novusbio.com/NB100-1043)

Updated 10/23/2024 v.20.1

Earn rewards for product  
reviews and publications.

Submit a publication at [www.novusbio.com/publications](http://www.novusbio.com/publications)

Submit a review at [www.novusbio.com/reviews/destination/NB100-1043](http://www.novusbio.com/reviews/destination/NB100-1043)



**NB100-1043****Flotillin-1 Antibody**

<b>Product Information</b>	
<b>Unit Size</b>	0.1 mg
<b>Concentration</b>	0.5 mg/ml
<b>Storage</b>	Store at -20C. Avoid freeze-thaw cycles.
<b>Clonality</b>	Polyclonal
<b>Preservative</b>	0.02% Sodium Azide
<b>Isotype</b>	IgG
<b>Purity</b>	Immunogen affinity purified
<b>Buffer</b>	Tris saline (20 mM Tris pH 7.3, 150 mM NaCl), 0.5% BSA

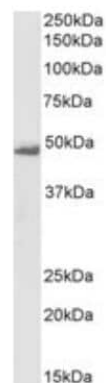
<b>Product Description</b>	
<b>Host</b>	Goat
<b>Gene ID</b>	10211
<b>Gene Symbol</b>	FLOT1
<b>Species</b>	Human
<b>Immunogen</b>	Peptide with sequence C-SISQVNHKPLRTA corresponding to C-Terminus according to NP_005794.1.

<b>Product Application Details</b>	
<b>Applications</b>	Western Blot, Immunohistochemistry, Immunohistochemistry-Paraffin, Peptide ELISA
<b>Recommended Dilutions</b>	Western Blot 0.1 - 0.3 ug/mL, Immunohistochemistry, Immunohistochemistry-Paraffin 5 ug/mL, Peptide ELISA Detection limit 1:32000
<b>Application Notes</b>	Western blot: Approx 48 kDa band observed in lysates of cell line K562 and in preliminary testing of cell lysate MCF7 (calculated MW of 47.4 kDa according to NP_005794.1).

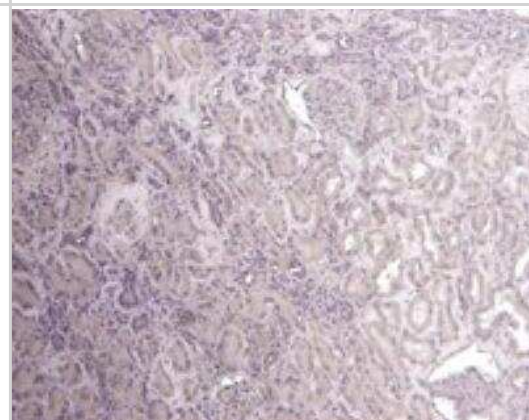


## Images

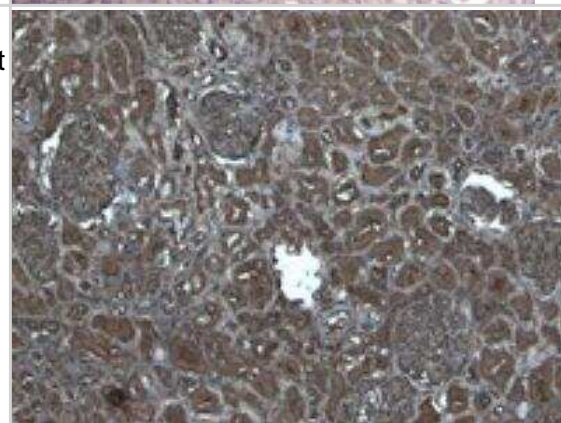
Western Blot: Flotillin-1 Antibody [NB100-1043] - Staining of K562 lysate (35 ug protein in RIPA buffer). Antibody at 0.1 ug/mL. Detected by Chemiluminescence.



Immunohistochemistry-Paraffin: Flotillin-1 Antibody [NB100-1043] - Negative Control showing staining of paraffin embedded Human Kidney, with no primary antibody.



Immunohistochemistry-Paraffin: Flotillin-1 Antibody [NB100-1043] - Staining of paraffin embedded Human Kidney. Antibody at 5 ug/mL. Heat induced antigen retrieval with citrate buffer pH 6, HRP-staining.



## Publications

Pedro Fuentes, Marta Sesé, Pedro J. Guijarro, Marta Emperador, Sara Sánchez-Redondo, Héctor Peinado, Stefan Hümmer, Santiago Ramón y. Cajal ITGB3-mediated uptake of small extracellular vesicles facilitates intercellular communication in breast cancer cells *Nature Communications* 2020-08-26 [PMID: 32848136]

Pushkarsky T, Ward A, Ivanov A et al. Abundance of Nef and p-Tau217 in Brains of Individuals Diagnosed with HIV-Associated Neurocognitive Disorders Correlate with Disease Severance *Molecular Neurobiology* 2022-02-01 [PMID: 34843091] (Simple Western)

Bickel PE, Scherer PE, Schnitzer JE et al. Flotillin and epidermal surface antigen define a new family of caveolae-associated integral membrane proteins. *J Biol Chem* 1997-05-23 [PMID: 9153235]

Vassilieva EV, Gerner-Smidt K, Ivanov AI, Nusrat A. Lipid rafts mediate internalization of beta1-integrin in migrating intestinal epithelial cells. *Am J Physiol Gastrointest Liver Physiol*. 2008-11-01 [PMID: 18755811] (WB, Human)

Details:

WB (Human SK-CO15 cells), Fig. 10A.



### **Novus Biologicals USA**

10730 E. Briarwood Avenue  
Centennial, CO 80112  
USA  
Phone: 303.730.1950  
Toll Free: 1.888.506.6887  
Fax: 303.730.1966  
nb-customerservice@bio-techne.com

### **Bio-Techne Canada**

21 Canmotor Ave  
Toronto, ON M8Z 4E6  
Canada  
Phone: 905.827.6400  
Toll Free: 855.668.8722  
Fax: 905.827.6402  
canada.inquires@bio-techne.com

### **Bio-Techne Ltd**

19 Barton Lane  
Abingdon Science Park  
Abingdon, OX14 3NB, United Kingdom  
Phone: (44) (0) 1235 529449  
Free Phone: 0800 37 34 15  
Fax: (44) (0) 1235 533420  
info.EMEA@bio-techne.com

### **General Contact Information**

[www.novusbio.com](http://www.novusbio.com)  
Technical Support: nb-technical@bio-techne.com  
Orders: nb-customerservice@bio-techne.com  
General: novus@novusbio.com

### **Products Related to NB100-1043**

NBL1-10769	Flotillin-1 Overexpression Lysate
HAF017	Rabbit anti-Goat IgG Secondary Antibody [HRP (Horseradish Peroxidase)]
HAF109	Donkey anti-Goat IgG Secondary Antibody [HRP (Horseradish Peroxidase)]
NB410-28088-1mg	Goat IgG Isotype Control

### **Limitations**

This product is for research use only and is not approved for use in humans or in clinical diagnosis. Primary Antibodies are guaranteed for 1 year from date of receipt.

For more information on our 100% guarantee, please visit [www.novusbio.com/guarantee](http://www.novusbio.com/guarantee)

Earn gift cards/discounts by submitting a review: [www.novusbio.com/reviews/submit/NB100-1043](http://www.novusbio.com/reviews/submit/NB100-1043)

Earn gift cards/discounts by submitting a publication using this product:  
[www.novusbio.com/publications](http://www.novusbio.com/publications)



