

Product Datasheet

ZNF284 Antibody - Azide and BSA Free H00342909-B01P-50ug

Unit Size: 50 ug

Aliquot and store at -20C or -80C. Avoid freeze-thaw cycles.

www.novusbio.com



technical@novusbio.com

Protocols, Publications, Related Products, Reviews, Research Tools and Images at:
www.novusbio.com/H00342909-B01P-50ug

Updated 9/9/2025 v.20.1

Earn rewards for product
reviews and publications.

Submit a publication at www.novusbio.com/publications

Submit a review at www.novusbio.com/reviews/destination/H00342909-B01P-50ug



H00342909-B01P-50ug

ZNF284 Antibody - Azide and BSA Free

Product Information	
Unit Size	50 ug
Concentration	Concentrations vary lot to lot. See vial label for concentration. If unlisted please contact technical services.
Storage	Aliquot and store at -20C or -80C. Avoid freeze-thaw cycles.
Clonality	Polyclonal
Preservative	No Preservative
Isotype	IgG
Purity	Immunogen affinity purified
Buffer	PBS (pH 7.4)


Product Description	
Description	Novus Biologicals Mouse ZNF284 Antibody - Azide and BSA Free (H00342909-B01P-50ug) is a polyclonal antibody validated for use in WB. All Novus Biologicals antibodies are covered by our 100% guarantee.
Host	Mouse
Gene ID	342909
Gene Symbol	ZNF284
Species	Human
Immunogen	ZNF284 (AAI56664.1, 1 a.a. - 593 a.a.) full-length human protein. MTMFKEAVTFKDVAVVFTEEELGLLDVSRKLYRDVMLENFRNLLSVGHQLSH RDTFFHFQREEKFWIMETATQREGNSGGKIQTELESVPETGPHEEWSCQIWE QTASELTRPQDSISSSQFSTQGDVPSQVDAGLSIIHIGETPSEHGKCKKFFSDV SILDHLHQQHLHSGKISHTCNEYRKRFCYSSALCLHQKVMGKRYKCDVCSKAF SQNSQLQTHQRIHTGEKPFKCEQCGKSFSRRSGMYVHCKLHTGEKPHICEEC GKAFIHNSQLREHQRIHTGEKPFKCYICGKSFHSRNLNRHSMVHMQEKSFR DTCNSNFGQRSALNSHCMDHTKEKLYKCEECGRSFTCRQDLCKHQMDHTGD KPYNCNVCGKGFWRSSCLSRHQRVHNGETTFKCDGCGKRFYMNSQGHSHQ RAYREEELYKCQKCGKGYISKFNLDLHQRVHTGERPYNCKECGKSFRWASGIL RHKRLHTGEKPFKCEECGKRFTENSKLRFHQRIHTGEKPYKCEECGKGF STHLTHQRLHSREKLFQCEDCGKSSEHSSCLQDQQSDHSGEKTSKCEDCGKR YERRLNLDMILSLFLNDI
Notes	This product is produced by and distributed for Abnova, a company based in Taiwan.

Product Application Details	
Applications	Western Blot
Recommended Dilutions	Western Blot

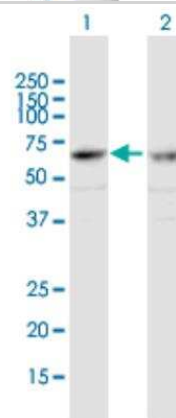


Images

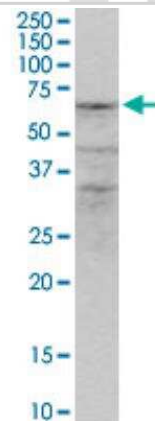
Western Blot: ZNF284 Antibody [H00342909-B01P-50ug] - analysis of ZNF284 expression in IMR-32.



Western Blot: ZNF284 Antibody [H00342909-B01P-50ug] - analysis of ZNF284 expression in transfected 293T cell line (H00342909-T01) by ZNF284 MaxPab polyclonal antibody. Lane 1: ZNF284 transfected lysate (65.23 KDa). Lane 2: Non-transfected lysate.



Western Blot: ZNF284 Antibody [H00342909-B01P-50ug] - analysis of ZNF284 expression in U-2 OS.





Novus Biologicals USA

10730 E. Briarwood Avenue
Centennial, CO 80112
USA
Phone: 303.730.1950
Toll Free: 1.888.506.6887
Fax: 303.730.1966
nb-customerservice@bio-techne.com

Bio-Techne Canada

21 Canmotor Ave
Toronto, ON M8Z 4E6
Canada
Phone: 905.827.6400
Toll Free: 855.668.8722
Fax: 905.827.6402
canada.inquires@bio-techne.com

Bio-Techne Ltd

19 Barton Lane
Abingdon Science Park
Abingdon, OX14 3NB, United Kingdom
Phone: (44) (0) 1235 529449
Free Phone: 0800 37 34 15
Fax: (44) (0) 1235 533420
info.EMEA@bio-techne.com

General Contact Information

www.novusbio.com
Technical Support: nb-technical@bio-techne.com
Orders: nb-customerservice@bio-techne.com
General: novus@novusbio.com

Products Related to H00342909-B01P-50ug

NBP2-33376H	Blue Marker Antibody (6F4-F6) [HRP]
HAF007	Goat anti-Mouse IgG Secondary Antibody [HRP]
NB7539	Goat anti-Mouse IgG (H+L) Secondary Antibody [HRP]
NBP1-97019-5mg	Mouse IgG Isotype Control

Limitations

This product is for research use only and is not approved for use in humans or in clinical diagnosis. Primary Antibodies are guaranteed for 1 year from date of receipt.

For more information on our 100% guarantee, please visit www.novusbio.com/guarantee

Earn gift cards/discounts by submitting a review: www.novusbio.com/reviews/submit/H00342909-B01P-50ug

Earn gift cards/discounts by submitting a publication using this product:
www.novusbio.com/publications

