

Product Datasheet

IFN-epsilon Antibody (3B8) - Azide and BSA Free H00338376-M01

Unit Size: 0.1 mg

Aliquot and store at -20C or -80C. Avoid freeze-thaw cycles.

www.novusbio.com



technical@novusbio.com

Protocols, Publications, Related Products, Reviews, Research Tools and Images at:
www.novusbio.com/H00338376-M01

Updated 9/9/2025 v.20.1

Earn rewards for product
reviews and publications.

Submit a publication at www.novusbio.com/publications

Submit a review at www.novusbio.com/reviews/destination/H00338376-M01



H00338376-M01

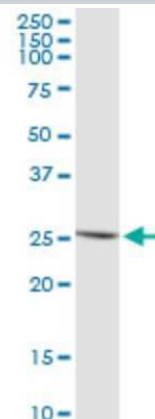
IFN-epsilon Antibody (3B8) - Azide and BSA Free

Product Information	
Unit Size	0.1 mg
Concentration	This product is unpurified. The exact concentration of antibody is not quantifiable.
Storage	Aliquot and store at -20C or -80C. Avoid freeze-thaw cycles.
Clonality	Monoclonal
Clone	3B8
Preservative	No Preservative
Isotype	IgG2a Kappa
Purity	Ascites
Buffer	In 1x PBS, pH 7.4
Product Description	
Description	Novus Biologicals Mouse IFN-epsilon Antibody (3B8) - Azide and BSA Free (H00338376-M01) is a monoclonal antibody validated for use in WB, ELISA and IP. All Novus Biologicals antibodies are covered by our 100% guarantee.
Host	Mouse
Gene ID	338376
Gene Symbol	IFNE
Species	Human
Immunogen	IFNE1 (NP_795372, 109 a.a. ~ 208 a.a) partial recombinant protein with GST tag. MW of the GST tag alone is 26 KDa. FLIQLHQQLEYLEALMGLEAEKLSGTLGSDNLRQLQVKMYFRRIHDYLENQDYST CAWAIVQVEISRCLFFVFSLTEKLSKQGRPLNDMKQELTTEFRSPR
Notes	This product is produced by and distributed for Abnova, a company based in Taiwan.
Product Application Details	
Applications	Western Blot, ELISA, Immunoprecipitation, Sandwich ELISA
Recommended Dilutions	Western Blot 1:100 - 1:2000, ELISA 1:100 - 1:2000, Immunoprecipitation 1:10 - 1:500, Sandwich ELISA

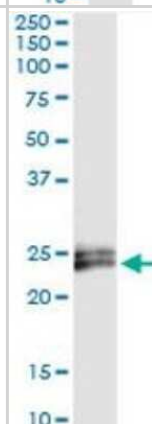


Images

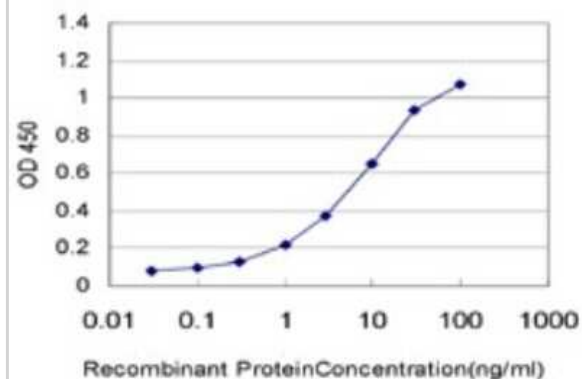
Western Blot: IFNE1 Antibody (3B8) [H00338376-M01] - IFNE1 monoclonal antibody (M01), clone 3B8. Analysis of IFNE expression in human spleen.



Immunoprecipitation: IFNE1 Antibody (3B8) [H00338376-M01] - Immunoprecipitation of IFNE transfected lysate using anti-IFNE monoclonal antibody and Protein A Magnetic Bead (U0007), and immunoblotted with IFNE MaxPab rabbit polyclonal antibody.



Sandwich ELISA: IFNE1 Antibody (3B8) [H00338376-M01] - Detection limit for recombinant GST tagged IFNE1 is approximately 0.3ng/ml as a capture antibody.





Novus Biologicals USA

10730 E. Briarwood Avenue
Centennial, CO 80112
USA
Phone: 303.730.1950
Toll Free: 1.888.506.6887
Fax: 303.730.1966
nb-customerservice@bio-techne.com

Bio-Techne Canada

21 Canmotor Ave
Toronto, ON M8Z 4E6
Canada
Phone: 905.827.6400
Toll Free: 855.668.8722
Fax: 905.827.6402
canada.inquires@bio-techne.com

Bio-Techne Ltd

19 Barton Lane
Abingdon Science Park
Abingdon, OX14 3NB, United Kingdom
Phone: (44) (0) 1235 529449
Free Phone: 0800 37 34 15
Fax: (44) (0) 1235 533420
info.EMEA@bio-techne.com

General Contact Information

www.novusbio.com
Technical Support: nb-technical@bio-techne.com
Orders: nb-customerservice@bio-techne.com
General: novus@novusbio.com

Products Related to H00338376-M01

HAF007	Goat anti-Mouse IgG Secondary Antibody [HRP]
NB720-B	Rabbit anti-Mouse IgG (H+L) Secondary Antibody [Biotin]
NBP1-96981-0.5mg	Mouse IgG2a Kappa Isotype Control (M2AK)
210-TA-005	TNF-alpha [Unconjugated]

Limitations

This product is for research use only and is not approved for use in humans or in clinical diagnosis. Primary Antibodies are guaranteed for 1 year from date of receipt.

For more information on our 100% guarantee, please visit www.novusbio.com/guarantee

Earn gift cards/discounts by submitting a review: www.novusbio.com/reviews/submit/H00338376-M01

Earn gift cards/discounts by submitting a publication using this product:
www.novusbio.com/publications

