

Product Datasheet

LASS3 Antibody (6C12) - Azide and BSA Free H00204219-M02-100ug

Unit Size: 100 ug

Aliquot and store at -20C or -80C. Avoid freeze-thaw cycles.

www.novusbio.com



technical@novusbio.com

Protocols, Publications, Related Products, Reviews, Research Tools and Images at:
www.novusbio.com/H00204219-M02-100ug

Updated 2/21/2025 v.20.1

Earn rewards for product
reviews and publications.

Submit a publication at www.novusbio.com/publications

Submit a review at www.novusbio.com/reviews/destination/H00204219-M02-100ug



H00204219-M02-100ug

LASS3 Antibody (6C12) - Azide and BSA Free

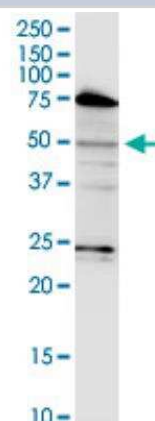
Product Information	
Unit Size	100 ug
Concentration	Concentrations vary lot to lot. See vial label for concentration. If unlisted please contact technical services.
Storage	Aliquot and store at -20C or -80C. Avoid freeze-thaw cycles.
Clonality	Monoclonal
Clone	6C12
Preservative	No Preservative
Isotype	IgG2a Kappa
Purity	Protein A or G purified
Buffer	In 1x PBS, pH 7.4

Product Description	
Host	Mouse
Gene ID	204219
Gene Symbol	CERS3
Species	Human, Mouse, Rat
Immunogen	LASS3 (NP_849164, 57 a.a. ~ 134 a.a) partial recombinant protein with GST tag. MW of the GST tag alone is 26 KDa. EKFVASPLAKSFGIKETVRKVTPNTVLENFFKHSTRQPLQTDIYGLAKKCNLTER QVERWFRSRRNQERPSRLKKFQE
Notes	This product is produced by and distributed for Abnova, a company based in Taiwan.

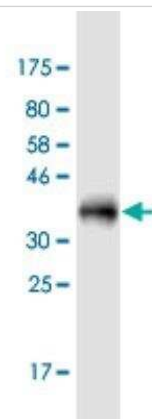
Product Application Details	
Applications	Western Blot, ELISA
Recommended Dilutions	Western Blot, ELISA

Images

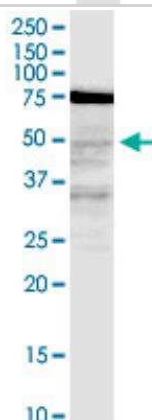
Western Blot: LASS3 Antibody (6C12) [H00204219-M02-100ug] - LASS3 monoclonal antibody (M02), clone 6C12. Western Blot analysis of LASS3 expression in MCF-7.



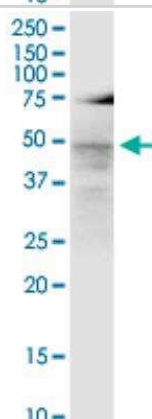
Western Blot: LASS3 Antibody (6C12) [H00204219-M02-100ug] - Detection against immunogen (34.32 kDa).



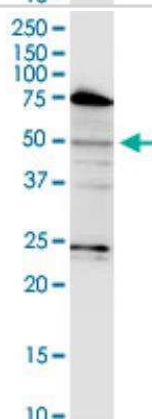
Western Blot: LASS3 Antibody (6C12) [H00204219-M02-100ug] - LASS3 monoclonal antibody (M02), clone 6C12. Western Blot analysis of LASS3 expression in PC-12.



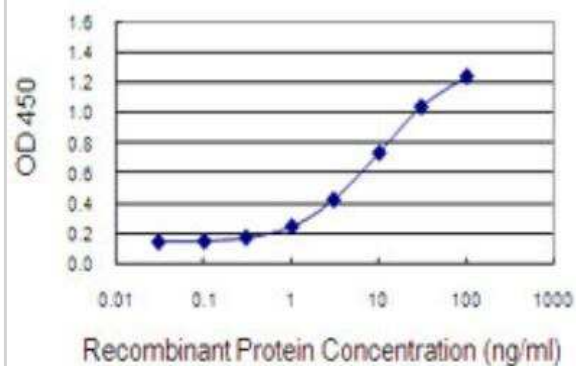
Western Blot: LASS3 Antibody (6C12) [H00204219-M02-100ug] - LASS3 monoclonal antibody (M02), clone 6C12. Western Blot analysis of LASS3 expression in Raw 264.7.



Western Blot: LASS3 Antibody (6C12) [H00204219-M02-100ug] - Western Blot analysis of LASS3 expression in transfected 293T cell line by LASS3 monoclonal antibody (M02), clone 6C12. Lane 1: LASS3 transfected lysate (Predicted MW: 42.13 kDa). Lane 2: Non-transfected lysate.



ELISA: LASS3 Antibody (6C12) [H00204219-M02-100ug] - Detection limit for recombinant GST tagged LASS3 is 0.1 ng/ml as a capture antibody.





Novus Biologicals USA

10730 E. Briarwood Avenue
Centennial, CO 80112
USA
Phone: 303.730.1950
Toll Free: 1.888.506.6887
Fax: 303.730.1966
nb-customerservice@bio-techne.com

Bio-Techne Canada

21 Canmotor Ave
Toronto, ON M8Z 4E6
Canada
Phone: 905.827.6400
Toll Free: 855.668.8722
Fax: 905.827.6402
canada.inquires@bio-techne.com

Bio-Techne Ltd

19 Barton Lane
Abingdon Science Park
Abingdon, OX14 3NB, United Kingdom
Phone: (44) (0) 1235 529449
Free Phone: 0800 37 34 15
Fax: (44) (0) 1235 533420
info.EMEA@bio-techne.com

General Contact Information

www.novusbio.com
Technical Support: nb-technical@bio-techne.com
Orders: nb-customerservice@bio-techne.com
General: novus@novusbio.com

Products Related to H00204219-M02-100ug

HAF007	Goat anti-Mouse IgG Secondary Antibody [HRP]
NB720-B	Rabbit anti-Mouse IgG (H+L) Secondary Antibody [Biotin]
NBP1-96981-0.5mg	Mouse IgG2a Kappa Isotype Control (M2AK)
H00204219-Q01-10ug	Recombinant Human LASS3 GST (N-Term) Protein

Limitations

This product is for research use only and is not approved for use in humans or in clinical diagnosis. Primary Antibodies are guaranteed for 1 year from date of receipt.

For more information on our 100% guarantee, please visit www.novusbio.com/guarantee

Earn gift cards/discounts by submitting a review: www.novusbio.com/reviews/submit/H00204219-M02-100ug

Earn gift cards/discounts by submitting a publication using this product:
www.novusbio.com/publications

