

# Product Datasheet

## ADAMTS17 Antibody (3B7) - Azide and BSA Free H00170691-M01

Unit Size: 0.1 mg

Aliquot and store at -20C or -80C. Avoid freeze-thaw cycles.

[www.novusbio.com](http://www.novusbio.com)



[technical@novusbio.com](mailto:technical@novusbio.com)

### Publications: 3

Protocols, Publications, Related Products, Reviews, Research Tools and Images at:  
[www.novusbio.com/H00170691-M01](http://www.novusbio.com/H00170691-M01)

Updated 2/21/2025 v.20.1

Earn rewards for product  
reviews and publications.

Submit a publication at [www.novusbio.com/publications](http://www.novusbio.com/publications)

Submit a review at [www.novusbio.com/reviews/destination/H00170691-M01](http://www.novusbio.com/reviews/destination/H00170691-M01)




**H00170691-M01**

ADAMTS17 Antibody (3B7) - Azide and BSA Free

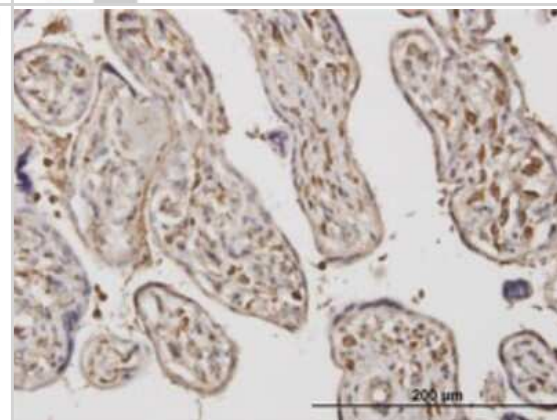
Product Information	
<b>Unit Size</b>	0.1 mg
<b>Concentration</b>	Concentrations vary lot to lot. See vial label for concentration. If unlisted please contact technical services.
<b>Storage</b>	Aliquot and store at -20C or -80C. Avoid freeze-thaw cycles.
<b>Clonality</b>	Monoclonal
<b>Clone</b>	3B7
<b>Preservative</b>	No Preservative
<b>Isotype</b>	IgG1 Kappa
<b>Purity</b>	IgG purified
<b>Buffer</b>	In 1x PBS, pH 7.4
Product Description	
<b>Host</b>	Mouse
<b>Gene ID</b>	170691
<b>Gene Symbol</b>	ADAMTS17
<b>Species</b>	Human, Mouse
<b>Specificity/Sensitivity</b>	ADAMTS17 (3B7)
<b>Immunogen</b>	ADAMTS17 (NP_620688, 543 a.a. ~ 650 a.a) partial recombinant protein with GST tag. MW of the GST tag alone is 26 KDa. DGDWSPWGAWSMCSRTCCTGARFRQRKCDNPPPGPGGTHCPGASVEHAV CENLPCPKGLPSFRDQQCQAHDRLSPKKKGLLTAVVVDDKPCELYCSPLGKE SPLLVAD
<b>Notes</b>	This product is produced by and distributed for Abnova, a company based in Taiwan.
Product Application Details	
<b>Applications</b>	Western Blot, ELISA, Immunohistochemistry, Immunohistochemistry-Paraffin
<b>Recommended Dilutions</b>	Western Blot 1:500, ELISA 1:100-1:2000, Immunohistochemistry 1:10-1:500, Immunohistochemistry-Paraffin 1:10-1:500
<b>Application Notes</b>	Antibody reactive against cell lysate and recombinant protein for western blot.

## Images


Western Blot: ADAMTS17 Antibody (3B7) [H00170691-M01] - ADAMTS17 monoclonal antibody (M01), clone 3B7 Analysis of ADAMTS17 expression in A-431.



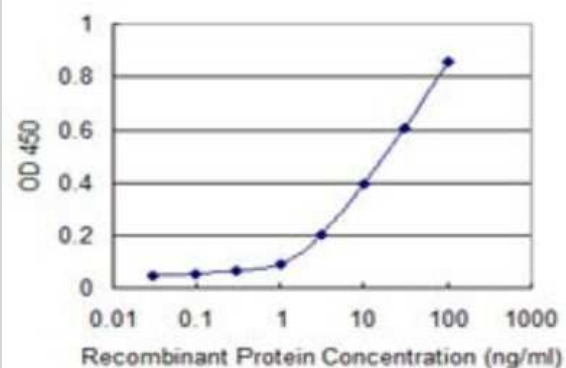
Immunohistochemistry-Paraffin: ADAMTS17 Antibody (3B7) [H00170691-M01] - Analysis of monoclonal antibody to ADAMTS17 on formalin-fixed paraffin-embedded human placenta. Antibody concentration 1.2 ug/ml.



Western Blot: ADAMTS17 Antibody (3B7) [H00170691-M01] - ADAMTS17 monoclonal antibody (M01), clone 3B7. Analysis of ADAMTS17 expression in NIH/3T3.



ELISA: ADAMTS17 Antibody (3B7) [H00170691-M01] - Detection limit for recombinant GST tagged ADAMTS17 is 0.3 ng/ml as a capture antibody.



## Publications

Takeshi Oichi, Yuki Taniguchi, Kazuhito Soma, Yasushi Oshima, Fumiko Yano, Yoshifumi Mori, Ryota Chijimatsu, Joo-ri Kim-Kaneyama, Sakae Tanaka, Taku Saito Adamts17 is involved in skeletogenesis through modulation of BMP-Smad1/5/8 pathway Cellular and Molecular Life Sciences: CMLS 2019-06-14 [PMID: 31201465]

Karoulias SZ, Beyens A, Balic Z et al. A novel ADAMTS17 variant that causes Weill-Marchesani syndrome 4 alters fibrillin-1 and collagen type I deposition in the extracellular matrix Matrix Biol. 2019-11-11 [PMID: 31726086] (WB, Human)

Rickelt S, Hynes RO. Antibodies and methods for immunohistochemistry of extracellular matrix proteins Matrix Biol. 2018-05-03 [PMID: 29730502] (IHC-P)





### **Novus Biologicals USA**

10730 E. Briarwood Avenue  
Centennial, CO 80112  
USA  
Phone: 303.730.1950  
Toll Free: 1.888.506.6887  
Fax: 303.730.1966  
nb-customerservice@bio-techne.com

### **Bio-Techne Canada**

21 Canmotor Ave  
Toronto, ON M8Z 4E6  
Canada  
Phone: 905.827.6400  
Toll Free: 855.668.8722  
Fax: 905.827.6402  
canada.inquires@bio-techne.com

### **Bio-Techne Ltd**

19 Barton Lane  
Abingdon Science Park  
Abingdon, OX14 3NB, United Kingdom  
Phone: (44) (0) 1235 529449  
Free Phone: 0800 37 34 15  
Fax: (44) (0) 1235 533420  
info.EMEA@bio-techne.com

### **General Contact Information**

www.novusbio.com  
Technical Support: nb-technical@bio-techne.com  
Orders: nb-customerservice@bio-techne.com  
General: novus@novusbio.com

### **Products Related to H00170691-M01**

---

HAF007	Goat anti-Mouse IgG Secondary Antibody [HRP]
NB720-B	Rabbit anti-Mouse IgG (H+L) Secondary Antibody [Biotin]
NBP1-43319-0.5mg	Mouse IgG1 Kappa Isotype Control (P3.6.2.8.1)
H00170691-Q01-10ug	Recombinant Human ADAMTS17 GST (N-Term) Protein

---

### **Limitations**

This product is for research use only and is not approved for use in humans or in clinical diagnosis. Primary Antibodies are guaranteed for 1 year from date of receipt.

For more information on our 100% guarantee, please visit [www.novusbio.com/guarantee](http://www.novusbio.com/guarantee)

Earn gift cards/discounts by submitting a review: [www.novusbio.com/reviews/submit/H00170691-M01](http://www.novusbio.com/reviews/submit/H00170691-M01)

Earn gift cards/discounts by submitting a publication using this product:  
[www.novusbio.com/publications](http://www.novusbio.com/publications)

