

Product Datasheet

AIBZIP Antibody (3E3) - Azide and BSA Free H00148327-M01

Unit Size: 0.1 mg

Aliquot and store at -20C or -80C. Avoid freeze-thaw cycles.

www.novusbio.com



technical@novusbio.com

Protocols, Publications, Related Products, Reviews, Research Tools and Images at:
www.novusbio.com/H00148327-M01

Updated 2/21/2025 v.20.1

Earn rewards for product
reviews and publications.

Submit a publication at www.novusbio.com/publications

Submit a review at www.novusbio.com/reviews/destination/H00148327-M01



H00148327-M01

AIBZIP Antibody (3E3) - Azide and BSA Free

Product Information

Unit Size	0.1 mg
Concentration	Concentrations vary lot to lot. See vial label for concentration. If unlisted please contact technical services.
Storage	Aliquot and store at -20C or -80C. Avoid freeze-thaw cycles.
Clonality	Monoclonal
Clone	3E3
Preservative	No Preservative
Isotype	IgG2a Kappa
Purity	IgG purified
Buffer	In 1x PBS, pH 7.4

Product Description

Host	Mouse
Gene ID	148327
Gene Symbol	CREB3L4
Species	Human
Reactivity Notes	Human. Other species not tested.
Specificity/Sensitivity	CREB3L4 - cAMP responsive element binding protein 3-like 4
Immunogen	CREB3L4 (NP_570968, 1 a.a. ~ 110 a.a) partial recombinant protein with GST tag. MW of the GST tag alone is 26 KDa. MDLGIPDLLDAWLEPPEDIFSTGSVLELGLHCPPPEVPVTRLQEQGLQGWKSG GDRGCGLQESEPEDFLKLFIDPNEVYCSEASPGSDSGISEDPCHPDSPAPRA TSSP
Notes	This product is produced by and distributed for Abnova, a company based in Taiwan.

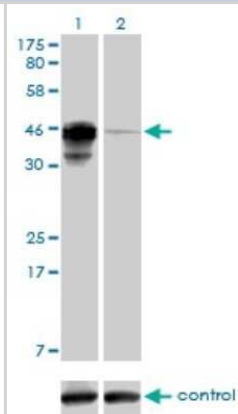
Product Application Details

Applications	Western Blot, ELISA, Immunocytochemistry/ Immunofluorescence, Proximity Ligation Assay, Knockdown Validated
Recommended Dilutions	Western Blot 1:500, ELISA, Immunocytochemistry/ Immunofluorescence 10ug/mL, Proximity Ligation Assay, Knockdown Validated
Application Notes	Antibody reactive against recombinant protein for Western blot. It has also been used for RNAi validation and ELISA.

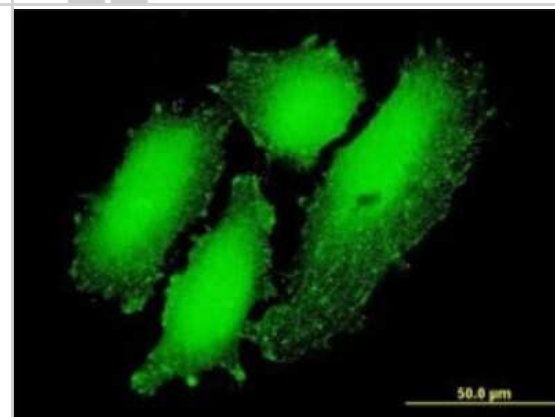


Images

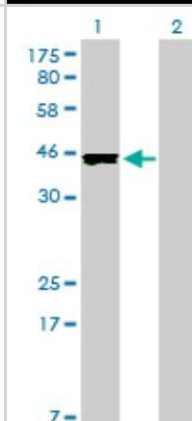
Western Blot: AIBZIP Antibody (3E3) [H00148327-M01] - Analysis of CREB3L4 over-expressed 293 cell line, cotransfected with CREB3L4 Validated Chimera RNAi (Cat # H00148327-R01V) (Lane 2) or non-transfected control (Lane 1). Blot probed with CREB3L4 monoclonal antibody (M01), clone 3E3 (Cat # H00148327-M01). GAPDH (36.1 kDa) used as specificity and loading control.



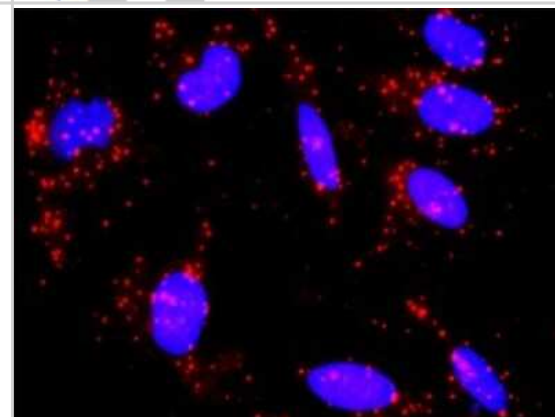
Immunocytochemistry/Immunofluorescence: AIBZIP Antibody (3E3) [H00148327-M01] - Analysis of monoclonal antibody to CREB3L4 on HeLa cell . Antibody concentration 10 ug/ml.



Western Blot: AIBZIP Antibody (3E3) [H00148327-M01] - Analysis of CREB3L4 expression in transfected 293T cell line by CREB3L4 monoclonal antibody (M01), clone 3E3. Lane 1: CREB3L4 transfected lysate (43.4 KDa). Lane 2: Non-transfected lysate.



Proximity Ligation Assay: AIBZIP Antibody (3E3) [H00148327-M01] - Analysis of protein-protein interactions between CREB3 and CREB3L4. HeLa cells were stained with anti-CREB3 rabbit purified polyclonal 1:1200 and anti-CREB3L4 mouse monoclonal antibody 1:50. Each red dot represents the detection of protein-protein interaction complex, and nuclei were counterstained with DAPI (blue).





Novus Biologicals USA

10730 E. Briarwood Avenue
Centennial, CO 80112
USA
Phone: 303.730.1950
Toll Free: 1.888.506.6887
Fax: 303.730.1966
nb-customerservice@bio-techne.com

Bio-Techne Canada

21 Canmotor Ave
Toronto, ON M8Z 4E6
Canada
Phone: 905.827.6400
Toll Free: 855.668.8722
Fax: 905.827.6402
canada.inquires@bio-techne.com

Bio-Techne Ltd

19 Barton Lane
Abingdon Science Park
Abingdon, OX14 3NB, United Kingdom
Phone: (44) (0) 1235 529449
Free Phone: 0800 37 34 15
Fax: (44) (0) 1235 533420
info.EMEA@bio-techne.com

General Contact Information

www.novusbio.com
Technical Support: nb-technical@bio-techne.com
Orders: nb-customerservice@bio-techne.com
General: novus@novusbio.com

Products Related to H00148327-M01

HAF007	Goat anti-Mouse IgG Secondary Antibody [HRP]
NB720-B	Rabbit anti-Mouse IgG (H+L) Secondary Antibody [Biotin]
NBP1-96981-0.5mg	Mouse IgG2a Kappa Isotype Control (M2AK)
H00148327-P01-10ug	Recombinant Human AIBZIP GST (N-Term) Protein

Limitations

This product is for research use only and is not approved for use in humans or in clinical diagnosis. Primary Antibodies are guaranteed for 1 year from date of receipt.

For more information on our 100% guarantee, please visit www.novusbio.com/guarantee

Earn gift cards/discounts by submitting a review: www.novusbio.com/reviews/submit/H00148327-M01

Earn gift cards/discounts by submitting a publication using this product:
www.novusbio.com/publications

