

Product Datasheet

IQGAP3 Antibody (6E3) - Azide and BSA Free H00128239-M01

Unit Size: 0.1 mg

Aliquot and store at -20C or -80C. Avoid freeze-thaw cycles.

www.novusbio.com



technical@novusbio.com

Publications: 2

Protocols, Publications, Related Products, Reviews, Research Tools and Images at:
www.novusbio.com/H00128239-M01

Updated 9/9/2025 v.20.1

Earn rewards for product
reviews and publications.

Submit a publication at www.novusbio.com/publications

Submit a review at www.novusbio.com/reviews/destination/H00128239-M01




H00128239-M01**IQGAP3 Antibody (6E3) - Azide and BSA Free**

Product Information	
Unit Size	0.1 mg
Concentration	Concentrations vary lot to lot. See vial label for concentration. If unlisted please contact technical services.
Storage	Aliquot and store at -20C or -80C. Avoid freeze-thaw cycles.
Clonality	Monoclonal
Clone	6E3
Preservative	No Preservative
Isotype	IgG2a Kappa
Purity	IgG purified
Buffer	In 1x PBS, pH 7.4
Product Description	
Description	Novus Biologicals Mouse IQGAP3 Antibody (6E3) - Azide and BSA Free (H00128239-M01) is a monoclonal antibody validated for use in WB, ELISA, ICC/IF and IP. Anti-IQGAP3 Antibody: Cited in 2 publications. All Novus Biologicals antibodies are covered by our 100% guarantee.
Host	Mouse
Gene ID	128239
Gene Symbol	IQGAP3
Species	Human
Specificity/Sensitivity	IQGAP3 - IQ motif containing GTPase activating protein 3
Immunogen	IQGAP3 (NP_839943, 602 a.a. ~ 698 a.a) partial recombinant protein with GST tag. MW of the GST tag alone is 26 KDa. DTNTAQRMALGVAAINQAIKEGKAAQTERVLRNPAVALRGVVPDCANGYQRAL ESAMAKKQRPADTAFWVQHDMKDGTAYYFHLQTFQGIWEQPPGC
Notes	This product is produced by and distributed for Abnova, a company based in Taiwan.
Product Application Details	
Applications	Western Blot, ELISA, Immunocytochemistry/ Immunofluorescence, Immunoprecipitation
Recommended Dilutions	Western Blot 1:500, ELISA, Immunocytochemistry/ Immunofluorescence, Immunoprecipitation
Application Notes	Antibody reactive against recombinant protein with GST tag on ELISA and Western Blot. GST tag alone is used as a negative control.



Images

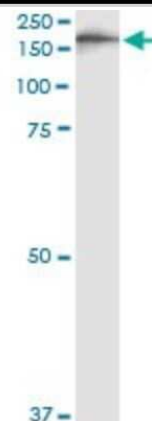
Western Blot: IQGAP3 Antibody (6E3) [H00128239-M01] - Analysis of IQGAP3 expression in transfected 293T cell line by IQGAP3 monoclonal antibody (M01), clone 6E3. Lane 1: IQGAP3 transfected lysate(184.6 KDa). Lane 2: Non-transfected lysate.



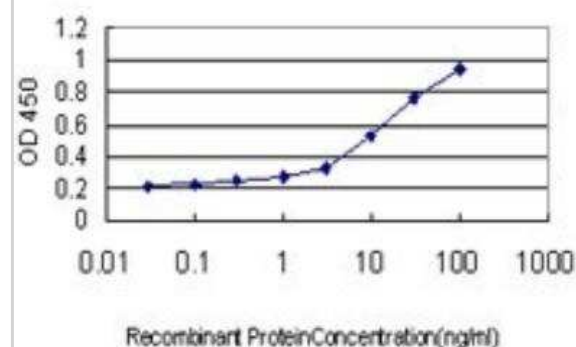
Immunocytochemistry/Immunofluorescence: IQGAP3 Antibody (6E3) [H00128239-M01] - Analysis of monoclonal antibody to IQGAP3 on HeLa cell . Antibody concentration 10 ug/ml.



Immunoprecipitation: IQGAP3 Antibody (6E3) [H00128239-M01] - Analysis of IQGAP3 transfected lysate using anti-IQGAP3 monoclonal antibody and Protein A Magnetic Bead, and immunoblotted with IQGAP3 MaxPab rabbit polyclonal antibody.



ELISA: IQGAP3 Antibody (6E3) [H00128239-M01] - Detection limit for recombinant GST tagged IQGAP3 is approximately 0.1ng/ml as a capture antibody.



Publications

Alena Zolotareno, Sergey Bruskin, Ekaterina Poverennaya IQGAP3 Is an Important Mediator of Skin Inflammatory Diseases International Journal of Molecular Sciences 2024-04-21 [PMID: 38674130]

Rittmeyer, E N, S Daniel et al. A dual role for IQGAP1 in regulating exocytosis. Journal of Cell Science 121: 391-403. 2008-01-01 [PMID: 18216334]





Novus Biologicals USA

10730 E. Briarwood Avenue
Centennial, CO 80112
USA
Phone: 303.730.1950
Toll Free: 1.888.506.6887
Fax: 303.730.1966
nb-customerservice@bio-techne.com

Bio-Techne Canada

21 Canmotor Ave
Toronto, ON M8Z 4E6
Canada
Phone: 905.827.6400
Toll Free: 855.668.8722
Fax: 905.827.6402
canada.inquires@bio-techne.com

Bio-Techne Ltd

19 Barton Lane
Abingdon Science Park
Abingdon, OX14 3NB, United Kingdom
Phone: (44) (0) 1235 529449
Free Phone: 0800 37 34 15
Fax: (44) (0) 1235 533420
info.EMEA@bio-techne.com

General Contact Information

www.novusbio.com
Technical Support: nb-technical@bio-techne.com
Orders: nb-customerservice@bio-techne.com
General: novus@novusbio.com

Products Related to H00128239-M01

HAF007	Goat anti-Mouse IgG Secondary Antibody [HRP]
NB720-B	Rabbit anti-Mouse IgG (H+L) Secondary Antibody [Biotin]
NBP1-96981-0.5mg	Mouse IgG2a Kappa Isotype Control (M2AK)
H00128239-Q01-10ug	Recombinant Human IQGAP3 GST (N-Term) Protein

Limitations

This product is for research use only and is not approved for use in humans or in clinical diagnosis. Primary Antibodies are guaranteed for 1 year from date of receipt.

For more information on our 100% guarantee, please visit www.novusbio.com/guarantee

Earn gift cards/discounts by submitting a review: www.novusbio.com/reviews/submit/H00128239-M01

Earn gift cards/discounts by submitting a publication using this product:
www.novusbio.com/publications

