

Product Datasheet

TOE1 Antibody (1D8) - Azide and BSA Free H00114034-M01

Unit Size: 0.1 mg

Aliquot and store at -20C or -80C. Avoid freeze-thaw cycles.

www.novusbio.com



technical@novusbio.com

Publications: 2

Protocols, Publications, Related Products, Reviews, Research Tools and Images at:
www.novusbio.com/H00114034-M01

Updated 2/21/2025 v.20.1

Earn rewards for product
reviews and publications.

Submit a publication at www.novusbio.com/publications

Submit a review at www.novusbio.com/reviews/destination/H00114034-M01



H00114034-M01


TOE1 Antibody (1D8) - Azide and BSA Free

Product Information	
Unit Size	0.1 mg
Concentration	Concentrations vary lot to lot. See vial label for concentration. If unlisted please contact technical services.
Storage	Aliquot and store at -20C or -80C. Avoid freeze-thaw cycles.
Clonality	Monoclonal
Clone	1D8
Preservative	No Preservative
Isotype	IgG1 Kappa
Purity	IgG purified
Buffer	In 1x PBS, pH 7.4
Product Description	
Host	Mouse
Gene ID	114034
Gene Symbol	TOE1
Species	Human
Specificity/Sensitivity	TOE1 - target of EGR1, member 1 (nuclear)
Immunogen	TOE1 (AAH09364, 1 a.a. ~ 510 a.a) full-length recombinant protein with GST tag. MW of the GST tag alone is 26 KDa. MAADSDDGAVSAPAASDGGVSKSTTSGEELVVQVPVVDVQSNNFKEMWPSL LLAIKTANFVAVDTELSGLGDRKSLLNQCIEERYKAVCHAARTRSLGLACFK RQPDKGEHSYLAQVFNLTLCCMEEYVIEPKSVQFLIQHGFNFNQYQAGIPYHK GNDKGDESQSQSVRTLFLLELIRARRPLVLHNLIDLVLVFLYQNFYAHLPESLGTFT ADLCEMFPAGIYDTKYAAEFHARFVASYLEYAFRKCERENGKQRAAGSPHLLT EFCNYPSSMRDHIDYRCCLPPATHRPHPTSICDNFSAYGWCPGQPQCPQSHDI DLIIDTDEAAAEDKRRRRRRREKRKRALLNLPQTQTSGEAKDGPCKKQVCGDSI KPEETEQAADETRNLPHSKQGNKNDLEMGIKAARPEIADRATSEVPGSQAS PNPVPGDGLHRAGFDAFMTGYVMAYVEVSQGPQPCSSGPWLPECHNKVYLS GKAVPLTVAKSQFSRSSKAHNQKMKLTWGSS
Notes	This product is produced by and distributed for Abnova, a company based in Taiwan.
Product Application Details	
Applications	Western Blot, ELISA, Immunohistochemistry, Immunohistochemistry-Paraffin, Knockdown Validated
Recommended Dilutions	Western Blot 1:500, ELISA, Immunohistochemistry, Immunohistochemistry-Paraffin, Knockdown Validated
Application Notes	Antibody reactive against cell lysate, transfected lysate and recombinant protein for western blot. It has also been used for ELISA, RNAi validation, and immunohistochemistry (paraffin).

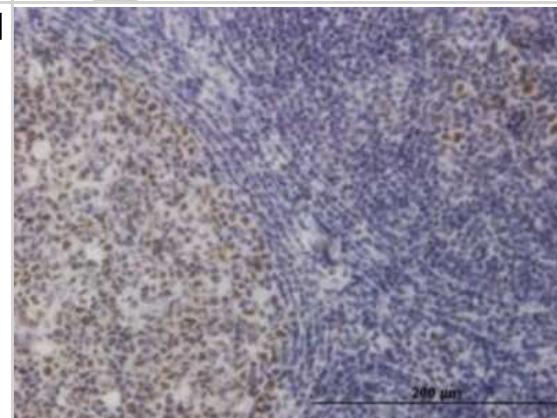


Images

Western Blot: TOE1 Antibody (1D8) [H00114034-M01] - TOE1 monoclonal antibody (M01), clone 1D8 Analysis of TOE1 expression in Jurkat.



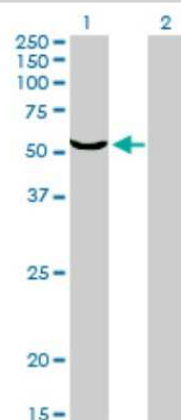
Immunohistochemistry-Paraffin: TOE1 Antibody (1D8) [H00114034-M01] - Analysis of monoclonal antibody to TOE1 on formalin-fixed paraffin-embedded human tonsil. Antibody concentration 0.3 ug/ml.



Western Blot: TOE1 Antibody (1D8) [H00114034-M01] - Analysis of TOE1 over-expressed 293 cell line, cotransfected with TOE1 Validated Chimera RNAi (Cat # H00114034-R01V) (Lane 2) or non-transfected control (Lane 1). Blot probed with TOE1 monoclonal antibody (M01), clone 1D8 (Cat # H00114034-M01). GAPDH (36.1 kDa) used as specificity and loading control.



Western Blot: TOE1 Antibody (1D8) [H00114034-M01] - Analysis of TOE1 expression in transfected 293T cell line by TOE1 monoclonal antibody (M01), clone 1D8. Lane 1: TOE1 transfected lysate(56.5 KDa). Lane 2: Non-transfected lysate.



Publications

Sperandio S, Tardito S, Surzycki A et al. TOE1 interacts with p53 to modulate its transactivation potential. FEBS Lett. 2009-06-07 [PMID: 19508870]

Sperandio S, Barat C, Cabrita MA et al. TOE1 is an inhibitor of HIV-1 replication with cell-penetrating capability. Proc Natl Acad Sci U S A. 2015-06-08 [PMID: 26056259]





Novus Biologicals USA

10730 E. Briarwood Avenue
Centennial, CO 80112
USA
Phone: 303.730.1950
Toll Free: 1.888.506.6887
Fax: 303.730.1966
nb-customerservice@bio-techne.com

Bio-Techne Canada

21 Canmotor Ave
Toronto, ON M8Z 4E6
Canada
Phone: 905.827.6400
Toll Free: 855.668.8722
Fax: 905.827.6402
canada.inquires@bio-techne.com

Bio-Techne Ltd

19 Barton Lane
Abingdon Science Park
Abingdon, OX14 3NB, United Kingdom
Phone: (44) (0) 1235 529449
Free Phone: 0800 37 34 15
Fax: (44) (0) 1235 533420
info.EMEA@bio-techne.com

General Contact Information

www.novusbio.com
Technical Support: nb-technical@bio-techne.com
Orders: nb-customerservice@bio-techne.com
General: novus@novusbio.com

Products Related to H00114034-M01

HAF007	Goat anti-Mouse IgG Secondary Antibody [HRP]
NB720-B	Rabbit anti-Mouse IgG (H+L) Secondary Antibody [Biotin]
NBP1-43319-0.5mg	Mouse IgG1 Kappa Isotype Control (P3.6.2.8.1)
H00114034-P01-10ug	Recombinant Human TOE1 GST (N-Term) Protein

Limitations

This product is for research use only and is not approved for use in humans or in clinical diagnosis. Primary Antibodies are guaranteed for 1 year from date of receipt.

For more information on our 100% guarantee, please visit www.novusbio.com/guarantee

Earn gift cards/discounts by submitting a review: www.novusbio.com/reviews/submit/H00114034-M01

Earn gift cards/discounts by submitting a publication using this product:
www.novusbio.com/publications

