

Product Datasheet

ZNF622 Antibody (3C5) - Azide and BSA Free H00090441-M02

Unit Size: 0.1 mg

Aliquot and store at -20C or -80C. Avoid freeze-thaw cycles.

www.novusbio.com



technical@novusbio.com

Protocols, Publications, Related Products, Reviews, Research Tools and Images at:
www.novusbio.com/H00090441-M02

Updated 9/9/2025 v.20.1

Earn rewards for product
reviews and publications.

Submit a publication at www.novusbio.com/publications

Submit a review at www.novusbio.com/reviews/destination/H00090441-M02




H00090441-M02**ZNF622 Antibody (3C5) - Azide and BSA Free**

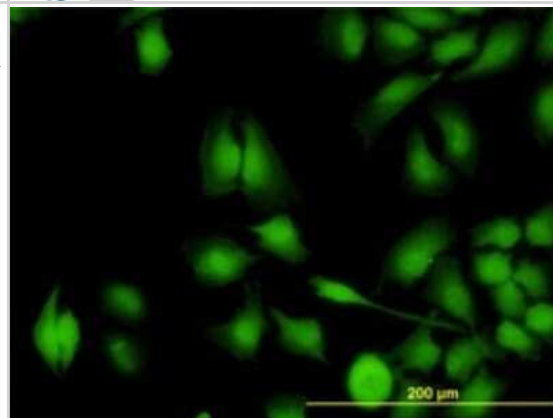
| Product Information | |
|------------------------------------|--|
| Unit Size | 0.1 mg |
| Concentration | Concentrations vary lot to lot. See vial label for concentration. If unlisted please contact technical services. |
| Storage | Aliquot and store at -20C or -80C. Avoid freeze-thaw cycles. |
| Clonality | Monoclonal |
| Clone | 3C5 |
| Preservative | No Preservative |
| Isotype | IgG1 Kappa |
| Purity | IgG purified |
| Buffer | In 1x PBS, pH 7.4 |
| Product Description | |
| Description | Novus Biologicals Mouse ZNF622 Antibody (3C5) - Azide and BSA Free (H00090441-M02) is a monoclonal antibody validated for use in WB, ELISA and ICC/IF. All Novus Biologicals antibodies are covered by our 100% guarantee. |
| Host | Mouse |
| Gene ID | 90441 |
| Gene Symbol | ZNF622 |
| Species | Human, Mouse, Rat |
| Reactivity Notes | Human, mouse & rat. Other species have not been tested. |
| Specificity/Sensitivity | ZNF622 - zinc finger protein 622 |
| Immunogen | ZNF622 (NP_219482, 1 a.a. ~ 100 a.a) partial recombinant protein with GST tag. MW of the GST tag alone is 26 KDa. MATYTCITCRVAFRDADMQRAHYKTDWHRYNLRRKVASMAPVTAEGFQERVR AQRVAEEEEESKGSATYCTVCSKKFASFNAYENHLKSRRHVELEKKAVQ |
| Notes | This product is produced by and distributed for Abnova, a company based in Taiwan. |
| Product Application Details | |
| Applications | Western Blot, ELISA, Immunocytochemistry/ Immunofluorescence, Sandwich ELISA |
| Recommended Dilutions | Western Blot 1:500, ELISA, Immunocytochemistry/ Immunofluorescence, Sandwich ELISA |
| Application Notes | Antibody reactive against cell lysate, transfected lysate and recombinant protein for Western Blot. Has also been used for immunofluorescence and ELISA. |

Images


Western Blot: ZNF622 Antibody (3C5) [H00090441-M02] - ZNF622 monoclonal antibody (M02), clone 3C5. Analysis of ZNF622 expression in K-562.




Immunocytochemistry/Immunofluorescence: ZNF622 Antibody (3C5) [H00090441-M02] - Analysis of monoclonal antibody to ZNF622 on HeLa cell. Antibody concentration 10 ug/ml.



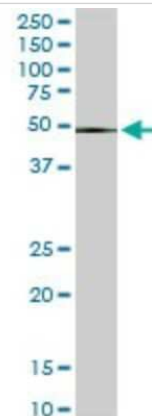
Western Blot: ZNF622 Antibody (3C5) [H00090441-M02] - ZNF622 monoclonal antibody (M02), clone 3C5. Analysis of ZNF622 expression in PC-12.



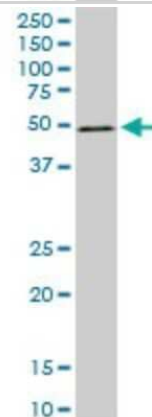
Western Blot: ZNF622 Antibody (3C5) [H00090441-M02] - ZNF622 monoclonal antibody (M02), clone 3C5. Analysis of ZNF622 expression in HeLa S3 NE.



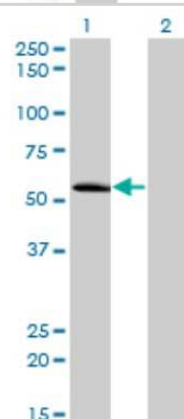
Western Blot: ZNF622 Antibody (3C5) [H00090441-M02] - ZNF622 monoclonal antibody (M02), clone 3C5. Analysis of ZNF622 expression in Raw 264.7.



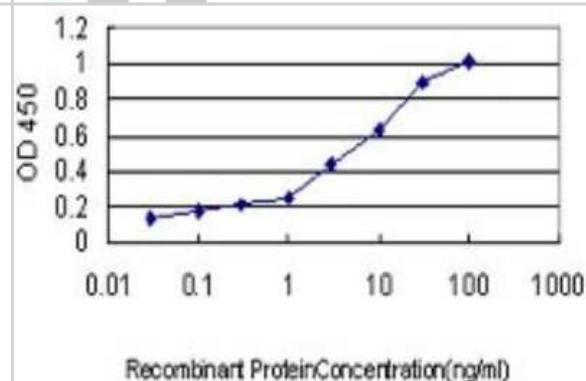
Western Blot: ZNF622 Antibody (3C5) [H00090441-M02] - ZNF622 monoclonal antibody (M02), clone 3C5. Analysis of ZNF622 expression in NIH/3T3.



Western Blot: ZNF622 Antibody (3C5) [H00090441-M02] - Analysis of ZNF622 expression in transfected 293T cell line by ZNF622 monoclonal antibody (M02), clone 3C5. Lane 1: ZNF622 transfected lysate (54.3 kDa). Lane 2: Non-transfected lysate.



Sandwich ELISA: ZNF622 Antibody (3C5) [H00090441-M02] - Detection limit for recombinant GST tagged ZNF622 is approximately 0.03 ng/ml as a capture antibody.





Novus Biologicals USA

10730 E. Briarwood Avenue
Centennial, CO 80112
USA
Phone: 303.730.1950
Toll Free: 1.888.506.6887
Fax: 303.730.1966
nb-customerservice@bio-techne.com

Bio-Techne Canada

21 Canmotor Ave
Toronto, ON M8Z 4E6
Canada
Phone: 905.827.6400
Toll Free: 855.668.8722
Fax: 905.827.6402
canada.inquires@bio-techne.com

Bio-Techne Ltd

19 Barton Lane
Abingdon Science Park
Abingdon, OX14 3NB, United Kingdom
Phone: (44) (0) 1235 529449
Free Phone: 0800 37 34 15
Fax: (44) (0) 1235 533420
info.EMEA@bio-techne.com

General Contact Information

www.novusbio.com
Technical Support: nb-technical@bio-techne.com
Orders: nb-customerservice@bio-techne.com
General: novus@novusbio.com

Products Related to H00090441-M02

| | |
|--------------------|---|
| HAF007 | Goat anti-Mouse IgG Secondary Antibody [HRP] |
| NB720-B | Rabbit anti-Mouse IgG (H+L) Secondary Antibody [Biotin] |
| NBP1-43319-0.5mg | Mouse IgG1 Kappa Isotype Control (P3.6.2.8.1) |
| H00090441-P01-10ug | Recombinant Human ZNF622 GST (N-Term) Protein |

Limitations

This product is for research use only and is not approved for use in humans or in clinical diagnosis. Primary Antibodies are guaranteed for 1 year from date of receipt.

For more information on our 100% guarantee, please visit www.novusbio.com/guarantee

Earn gift cards/discounts by submitting a review: www.novusbio.com/reviews/submit/H00090441-M02

Earn gift cards/discounts by submitting a publication using this product:
www.novusbio.com/publications

