

Product Datasheet

Lhx4 Antibody (4D7) - Azide and BSA Free H00089884-M05

Unit Size: 0.1 mg

Aliquot and store at -20C or -80C. Avoid freeze-thaw cycles.

www.novusbio.com



technical@novusbio.com

Protocols, Publications, Related Products, Reviews, Research Tools and Images at:
www.novusbio.com/H00089884-M05

Updated 2/21/2025 v.20.1

Earn rewards for product
reviews and publications.

Submit a publication at www.novusbio.com/publications

Submit a review at www.novusbio.com/reviews/destination/H00089884-M05



H00089884-M05

Lhx4 Antibody (4D7) - Azide and BSA Free

Product Information

Unit Size	0.1 mg
Concentration	Concentrations vary lot to lot. See vial label for concentration. If unlisted please contact technical services.
Storage	Aliquot and store at -20C or -80C. Avoid freeze-thaw cycles.
Clonality	Monoclonal
Clone	4D7
Preservative	No Preservative
Isotype	IgG2a Kappa
Purity	IgG purified
Buffer	In 1x PBS, pH 7.4

Product Description

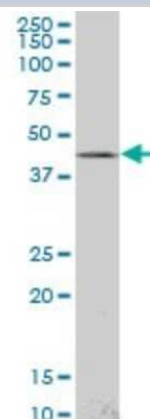
Host	Mouse
Gene ID	89884
Gene Symbol	LHX4
Species	Human
Reactivity Notes	Human. Other species not tested.
Specificity/Sensitivity	LHX4 - LIM homeobox 4
Immunogen	LHX4 (NP_203129, 208 a.a. ~ 306 a.a) partial recombinant protein with GST tag. MW of the GST tag alone is 26 KDa. RRAKEKRLKKDAGRHRWGQFYKSVKRSRGSSKQEKESSAEDCGVSDSELSF REDQILSELGHTNRIYGNVGDVTGGQLMNGSFMSMDGTGQSYQDLRDGS
Notes	This product is produced by and distributed for Abnova, a company based in Taiwan.

Product Application Details

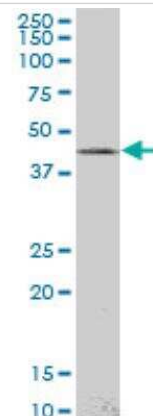
Applications	Western Blot, ELISA
Recommended Dilutions	Western Blot 1:500, ELISA
Application Notes	Antibody reactive against cell lysate, tissue lysate and recombinant protein for Western Blot. Has also been used for ELISA

Images

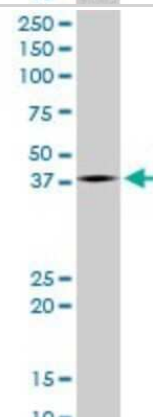
Western Blot: Lhx4 Antibody (4D7) [H00089884-M05] - Analysis of LHX4 expression in human colon.



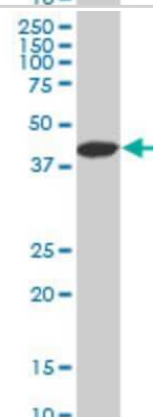
Western Blot: Lhx4 Antibody (4D7) [H00089884-M05] - Western Blot analysis of LHX4 expression in human colon.



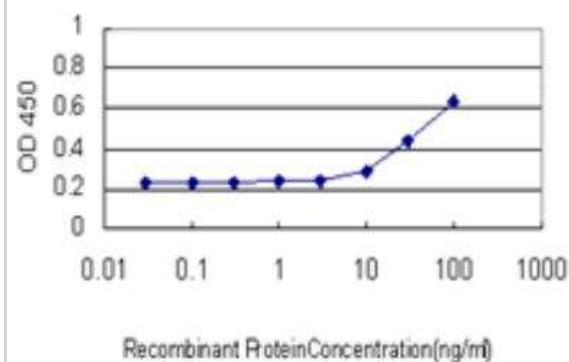
Western Blot: Lhx4 Antibody (4D7) [H00089884-M05] - Analysis of LHX4 expression in LNCaP(Cat # L004V1).



Western Blot: Lhx4 Antibody (4D7) [H00089884-M05] - Analysis of LHX4 expression in human skeletal muscle.



ELISA: Lhx4 Antibody (4D7) [H00089884-M05] - Detection limit for recombinant GST tagged LHX4 is approximately 3ng/ml as a capture antibody.





Novus Biologicals USA

10730 E. Briarwood Avenue
Centennial, CO 80112
USA
Phone: 303.730.1950
Toll Free: 1.888.506.6887
Fax: 303.730.1966
nb-customerservice@bio-techne.com

Bio-Techne Canada

21 Canmotor Ave
Toronto, ON M8Z 4E6
Canada
Phone: 905.827.6400
Toll Free: 855.668.8722
Fax: 905.827.6402
canada.inquires@bio-techne.com

Bio-Techne Ltd

19 Barton Lane
Abingdon Science Park
Abingdon, OX14 3NB, United Kingdom
Phone: (44) (0) 1235 529449
Free Phone: 0800 37 34 15
Fax: (44) (0) 1235 533420
info.EMEA@bio-techne.com

General Contact Information

www.novusbio.com
Technical Support: nb-technical@bio-techne.com
Orders: nb-customerservice@bio-techne.com
General: novus@novusbio.com

Products Related to H00089884-M05

HAF007	Goat anti-Mouse IgG Secondary Antibody [HRP]
NB720-B	Rabbit anti-Mouse IgG (H+L) Secondary Antibody [Biotin]
NBP1-96981-0.5mg	Mouse IgG2a Kappa Isotype Control (M2AK)
NBP2-56985PEP	Lhx4 Recombinant Protein Antigen

Limitations

This product is for research use only and is not approved for use in humans or in clinical diagnosis. Primary Antibodies are guaranteed for 1 year from date of receipt.

For more information on our 100% guarantee, please visit www.novusbio.com/guarantee

Earn gift cards/discounts by submitting a review: www.novusbio.com/reviews/submit/H00089884-M05

Earn gift cards/discounts by submitting a publication using this product:
www.novusbio.com/publications

