

Product Datasheet

GPT2 Antibody (7A11) - Azide and BSA Free H00084706-M04

Unit Size: 0.1 mg

Aliquot and store at -20C or -80C. Avoid freeze-thaw cycles.

www.novusbio.com



technical@novusbio.com

Protocols, Publications, Related Products, Reviews, Research Tools and Images at:
www.novusbio.com/H00084706-M04

Updated 2/21/2025 v.20.1

Earn rewards for product
reviews and publications.

Submit a publication at www.novusbio.com/publications

Submit a review at www.novusbio.com/reviews/destination/H00084706-M04



H00084706-M04

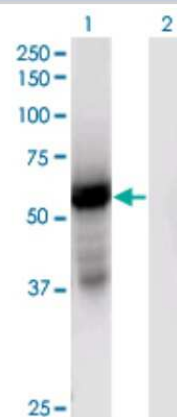
GPT2 Antibody (7A11) - Azide and BSA Free

Product Information	
Unit Size	0.1 mg
Concentration	Concentrations vary lot to lot. See vial label for concentration. If unlisted please contact technical services.
Storage	Aliquot and store at -20C or -80C. Avoid freeze-thaw cycles.
Clonality	Monoclonal
Clone	7A11
Preservative	No Preservative
Isotype	IgG1 Kappa
Purity	IgG purified
Buffer	In 1x PBS, pH 7.4
Product Description	
Host	Mouse
Gene ID	84706
Gene Symbol	GPT2
Species	Human
Specificity/Sensitivity	This product is specific for Human GPT2 monoclonal antibody (M04), clone 7A11 [Gene ID: 84706].
Immunogen	GPT2 (NP_597700, 358 a.a. ~ 456 a.a) partial recombinant protein with GST tag. MW of the GST tag alone is 26 KDa. NLHPEIKGQLVKLLSVRLCPPVSGQAAMDIVVNPPVAGEESFEQFSREKESVLG NLAKKAKLTEDLFNQVPGIHCNPLQGAMYAFPRIFIPAKAVEAAQ
Notes	This product is produced by and distributed for Abnova, a company based in Taiwan.
Product Application Details	
Applications	Western Blot, ELISA, Immunocytochemistry/ Immunofluorescence, Sandwich ELISA
Recommended Dilutions	Western Blot, ELISA, Immunocytochemistry/ Immunofluorescence, Sandwich ELISA
Application Notes	Mouse monoclonal antibody raised against a partial recombinant GPT2.

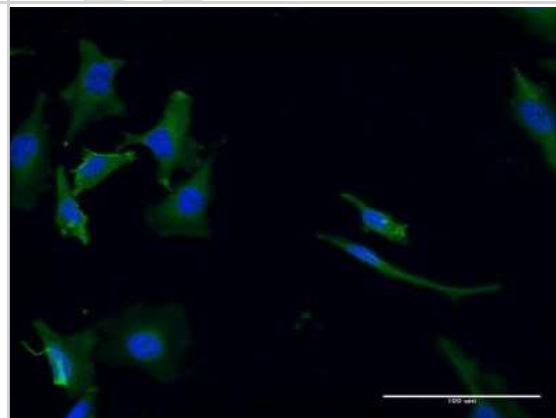


Images

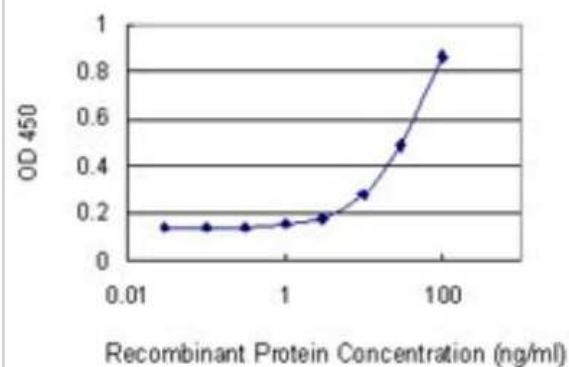
Western Blot: GPT2 Antibody (7A11) [H00084706-M04] - Analysis of GPT2 expression in transfected 293T cell line by GPT2 monoclonal antibody (M04), clone 7A11. Lane 1: GPT2 transfected lysate (Predicted MW: 57.9 KDa). Lane 2: Non-transfected lysate.



Immunocytochemistry/Immunofluorescence: GPT2 Antibody (7A11) [H00084706-M04] - Analysis of monoclonal antibody to GPT2 on HeLa cell. Antibody concentration 10 ug/ml



Sandwich ELISA: GPT2 Antibody (7A11) [H00084706-M04] - Detection limit for recombinant GST tagged GPT2 is 1 ng/ml as a capture antibody.





Novus Biologicals USA

10730 E. Briarwood Avenue
Centennial, CO 80112
USA
Phone: 303.730.1950
Toll Free: 1.888.506.6887
Fax: 303.730.1966
nb-customerservice@bio-techne.com

Bio-Techne Canada

21 Canmotor Ave
Toronto, ON M8Z 4E6
Canada
Phone: 905.827.6400
Toll Free: 855.668.8722
Fax: 905.827.6402
canada.inquires@bio-techne.com

Bio-Techne Ltd

19 Barton Lane
Abingdon Science Park
Abingdon, OX14 3NB, United Kingdom
Phone: (44) (0) 1235 529449
Free Phone: 0800 37 34 15
Fax: (44) (0) 1235 533420
info.EMEA@bio-techne.com

General Contact Information

www.novusbio.com
Technical Support: nb-technical@bio-techne.com
Orders: nb-customerservice@bio-techne.com
General: novus@novusbio.com

Products Related to H00084706-M04

HAF007	Goat anti-Mouse IgG Secondary Antibody [HRP]
NB720-B	Rabbit anti-Mouse IgG (H+L) Secondary Antibody [Biotin]
NBP1-43319-0.5mg	Mouse IgG1 Kappa Isotype Control (P3.6.2.8.1)
NBP3-18182-10ug	Recombinant Human GPT2 His Protein

Limitations

This product is for research use only and is not approved for use in humans or in clinical diagnosis. Primary Antibodies are guaranteed for 1 year from date of receipt.

For more information on our 100% guarantee, please visit www.novusbio.com/guarantee

Earn gift cards/discounts by submitting a review: www.novusbio.com/reviews/submit/H00084706-M04

Earn gift cards/discounts by submitting a publication using this product:
www.novusbio.com/publications

