

Product Datasheet

USP48 Antibody (3G4) - Azide and BSA Free H00084196-M01

Unit Size: 0.1 mg

Aliquot and store at -20C or -80C. Avoid freeze-thaw cycles.

www.novusbio.com



technical@novusbio.com

Reviews: 1 Publications: 1

Protocols, Publications, Related Products, Reviews, Research Tools and Images at:
www.novusbio.com/H00084196-M01

Updated 9/9/2025 v.20.1

**Earn rewards for product
reviews and publications.**

Submit a publication at www.novusbio.com/publications

Submit a review at www.novusbio.com/reviews/destination/H00084196-M01



H00084196-M01

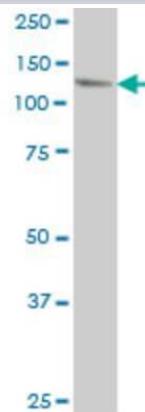
USP48 Antibody (3G4) - Azide and BSA Free

Product Information	
Unit Size	0.1 mg
Concentration	Concentrations vary lot to lot. See vial label for concentration. If unlisted please contact technical services.
Storage	Aliquot and store at -20C or -80C. Avoid freeze-thaw cycles.
Clonality	Monoclonal
Clone	3G4
Preservative	No Preservative
Isotype	IgG1 Kappa
Purity	IgG purified
Buffer	In 1x PBS, pH 7.4
Product Description	
Description	Novus Biologicals Mouse USP48 Antibody (3G4) - Azide and BSA Free (H00084196-M01) is a monoclonal antibody validated for use in IHC, WB, ELISA and ICC/IF. Anti-USP48 Antibody: Cited in 1 publication. All Novus Biologicals antibodies are covered by our 100% guarantee.
Host	Mouse
Gene ID	84196
Gene Symbol	USP48
Species	Human
Reactivity Notes	Other species not tested.
Specificity/Sensitivity	USP48 - ubiquitin specific protease 48
Immunogen	USP48 (NP_115612, 110 a.a. ~ 219 a.a) partial recombinant protein with GST tag. MW of the GST tag alone is 26 KDa. NLELRQALYLC PSTCSDYMLGDGIQEEKDYEPQTICEHLQYLFALLQNSNRRYI DPSGFVKALGLDTGQQQDAQEF SKLFMSLLED T LSKQKNPDVRNIVQQQFCG EYAY
Notes	This product is produced by and distributed for Abnova, a company based in Taiwan.
Product Application Details	
Applications	Western Blot, Immunohistochemistry-Paraffin, ELISA, Immunocytochemistry/Immunofluorescence, Immunohistochemistry, Sandwich ELISA
Recommended Dilutions	Western Blot 1:500, ELISA 1:100-1:2000, Immunohistochemistry 1:10-1:500, Immunocytochemistry/ Immunofluorescence, Immunohistochemistry-Paraffin 1:10-1:500, Sandwich ELISA
Application Notes	Antibody reactive against cell lysate and recombinant protein for Western Blot. Has also been used for immunohistochemistry (paraffin) and ELISA. USP48 Antibody (3G4) validated for ICC/IF from a verified customer review.

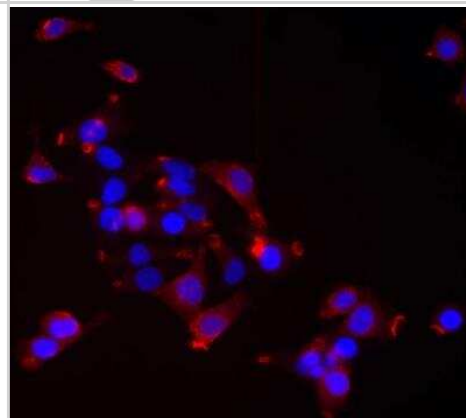


Images

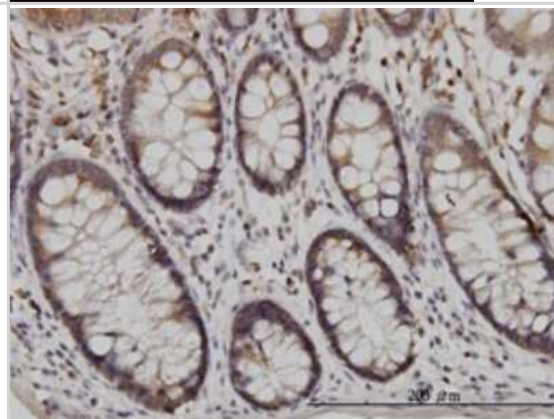
Western Blot: USP48 Antibody (3G4) [H00084196-M01] - USP48 monoclonal antibody (M01), clone 3G4 Analysis of USP48 expression in HeLa.



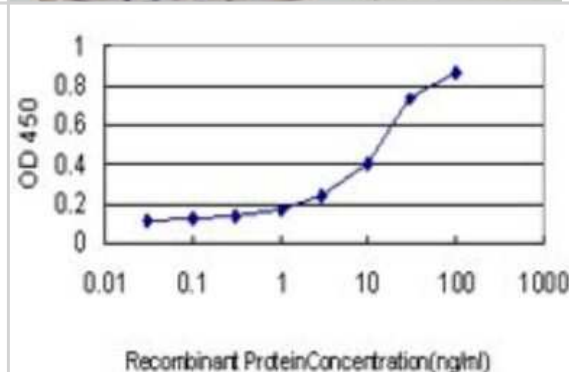
Immunocytochemistry/Immunofluorescence: USP48 Antibody (3G4) [H00084196-M01] - HeLa cells were incubated for 1h at 37C with USP48 Antibody, followed by incubation with Donkey anti-mouse AF 594. ICC/IF image submitted by a verified customer review.



Immunohistochemistry-Paraffin: USP48 Antibody (3G4) [H00084196-M01] - Analysis of monoclonal antibody to USP48 on formalin-fixed paraffin-embedded human colon. Antibody concentration 3 ug/ml.



Sandwich ELISA: USP48 Antibody (3G4) [H00084196-M01] - Detection limit for recombinant GST tagged USP48 is approximately 0.3ng/ml as a capture antibody.



Publications

Sissy B, Edward B, Mireille R et al. Variants in USP48 encoding ubiquitin hydrolase are associated with autosomal dominant non-syndromic hereditary hearing loss. Hum Mol Genet. 2021-05-31 [PMID: 34059922]



Novus Biologicals USA

10730 E. Briarwood Avenue
Centennial, CO 80112
USA
Phone: 303.730.1950
Toll Free: 1.888.506.6887
Fax: 303.730.1966
nb-customerservice@bio-techne.com

Bio-Techne Canada

21 Canmotor Ave
Toronto, ON M8Z 4E6
Canada
Phone: 905.827.6400
Toll Free: 855.668.8722
Fax: 905.827.6402
canada.inquires@bio-techne.com

Bio-Techne Ltd

19 Barton Lane
Abingdon Science Park
Abingdon, OX14 3NB, United Kingdom
Phone: (44) (0) 1235 529449
Free Phone: 0800 37 34 15
Fax: (44) (0) 1235 533420
info.EMEA@bio-techne.com

General Contact Information

www.novusbio.com
Technical Support: nb-technical@bio-techne.com
Orders: nb-customerservice@bio-techne.com
General: novus@novusbio.com

Products Related to H00084196-M01

HAF007	Goat anti-Mouse IgG Secondary Antibody [HRP]
NB720-B	Rabbit anti-Mouse IgG (H+L) Secondary Antibody [Biotin]
NBP1-43319-0.5mg	Mouse IgG1 Kappa Isotype Control (P3.6.2.8.1)
NBP1-83751PEP	USP48 Recombinant Protein Antigen

Limitations

This product is for research use only and is not approved for use in humans or in clinical diagnosis. Primary Antibodies are guaranteed for 1 year from date of receipt.

For more information on our 100% guarantee, please visit www.novusbio.com/guarantee

Earn gift cards/discounts by submitting a review: www.novusbio.com/reviews/submit/H00084196-M01

Earn gift cards/discounts by submitting a publication using this product:
www.novusbio.com/publications

