

Product Datasheet

Cytochrome b5 Outer Mitochondrial Membrane Antibody - Azide and BSA Free H00080777-B01P

Unit Size: 0.05 mg

Aliquot and store at -20C or -80C. Avoid freeze-thaw cycles.

www.novusbio.com



technical@novusbio.com

Protocols, Publications, Related Products, Reviews, Research Tools and Images at:
www.novusbio.com/H00080777-B01P

Updated 9/9/2025 v.20.1

Earn rewards for product
reviews and publications.

Submit a publication at www.novusbio.com/publications

Submit a review at www.novusbio.com/reviews/destination/H00080777-B01P



H00080777-B01P**Cytochrome b5 Outer Mitochondrial Membrane Antibody - Azide and BSA Free**

Product Information	
Unit Size	0.05 mg
Concentration	Concentrations vary lot to lot. See vial label for concentration. If unlisted please contact technical services.
Storage	Aliquot and store at -20C or -80C. Avoid freeze-thaw cycles.
Clonality	Polyclonal
Preservative	No Preservative
Isotype	IgG
Purity	Protein A purified
Buffer	PBS (pH 7.4)

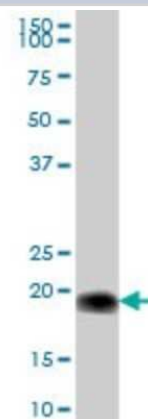
Product Description	
Description	Novus Biologicals Mouse Cytochrome b5 Outer Mitochondrial Membrane Antibody - Azide and BSA Free (H00080777-B01P) is a polyclonal antibody validated for use in WB. All Novus Biologicals antibodies are covered by our 100% guarantee.
Host	Mouse
Gene ID	80777
Gene Symbol	CYB5B
Species	Human
Specificity/Sensitivity	Reacts with cytochrome b5 type B (outer mitochondrial membrane).
Immunogen	CYB5B (AAH04373.1, 1 a.a. - 146 a.a.) full-length human protein. MATAEASGSDGKGQEVETSVTYRLEEVAKRNSLKELWLVIHGRVYDVTRFLN EHPGGEEVLLEQAGVDASESFEDVGHSSDAREMLKQYYIGDIHPSDLKPESGS KDPSKNDTCKSCWAYWILPIIGAVLLGFLYRYTSESKSS
Notes	This product is produced by and distributed for Abnova, a company based in Taiwan.

Product Application Details	
Applications	Western Blot
Recommended Dilutions	Western Blot
Application Notes	This antibody is reactive against tissue and transfected lysate in western blot, and as a detection antibody in ELISA.




Images

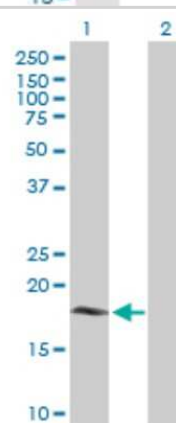
Western Blot: Cytochrome b5 Outer Mitochondrial Membrane Antibody [H00080777-B01P] - Analysis of CYB5-M expression in human liver.



Western Blot: Cytochrome b5 Outer Mitochondrial Membrane Antibody [H00080777-B01P] - Analysis of CYB5B expression in Jurkat.



Western Blot: Cytochrome b5 Outer Mitochondrial Membrane Antibody [H00080777-B01P] - Analysis of CYB5B expression in transfected 293T cell line by CYB5B polyclonal antibody. Lane 1: CYB5-M transfected lysate (16.06 KDa). Lane 2: Non-transfected lysate.



**Novus Biologicals USA**

10730 E. Briarwood Avenue
Centennial, CO 80112
USA
Phone: 303.730.1950
Toll Free: 1.888.506.6887
Fax: 303.730.1966
nb-customerservice@bio-techne.com

Bio-Techne Canada

21 Canmotor Ave
Toronto, ON M8Z 4E6
Canada
Phone: 905.827.6400
Toll Free: 855.668.8722
Fax: 905.827.6402
canada.inquires@bio-techne.com

Bio-Techne Ltd

19 Barton Lane
Abingdon Science Park
Abingdon, OX14 3NB, United Kingdom
Phone: (44) (0) 1235 529449
Free Phone: 0800 37 34 15
Fax: (44) (0) 1235 533420
info.EMEA@bio-techne.com

General Contact Information

www.novusbio.com
Technical Support: nb-technical@bio-techne.com
Orders: nb-customerservice@bio-techne.com
General: novus@novusbio.com

Products Related to H00080777-B01P

HAF007	Goat anti-Mouse IgG Secondary Antibody [HRP]
NB720-B	Rabbit anti-Mouse IgG (H+L) Secondary Antibody [Biotin]
NBP1-97019-5mg	Mouse IgG Isotype Control
H00080777-P01-10ug	Recombinant Human Cytochrome b5 Outer Mitochondrial Membrane GST (N-Term) Protein

Limitations

This product is for research use only and is not approved for use in humans or in clinical diagnosis. Primary Antibodies are guaranteed for 1 year from date of receipt.

For more information on our 100% guarantee, please visit www.novusbio.com/guarantee

Earn gift cards/discounts by submitting a review: www.novusbio.com/reviews/submit/H00080777-B01P

Earn gift cards/discounts by submitting a publication using this product:
www.novusbio.com/publications

