

Product Datasheet

ALS2CR8 Antibody (2A3) - Azide and BSA Free H00079800-M01

Unit Size: 0.1 mg

Aliquot and store at -20C or -80C. Avoid freeze-thaw cycles.

www.novusbio.com



technical@novusbio.com

Protocols, Publications, Related Products, Reviews, Research Tools and Images at:
www.novusbio.com/H00079800-M01

Updated 9/9/2025 v.20.1

Earn rewards for product
reviews and publications.

Submit a publication at www.novusbio.com/publications

Submit a review at www.novusbio.com/reviews/destination/H00079800-M01



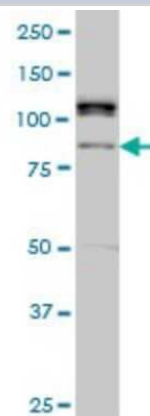
H00079800-M01

ALS2CR8 Antibody (2A3) - Azide and BSA Free

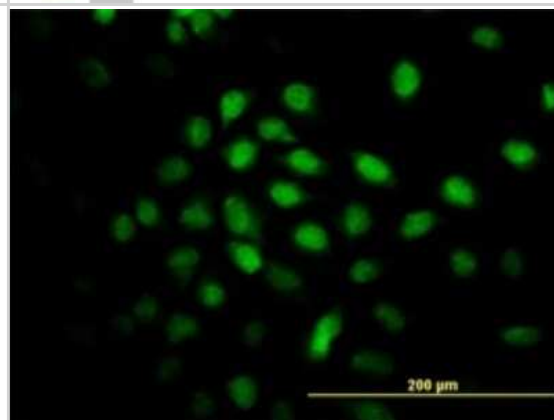
Product Information	
Unit Size	0.1 mg
Concentration	Concentrations vary lot to lot. See vial label for concentration. If unlisted please contact technical services.
Storage	Aliquot and store at -20C or -80C. Avoid freeze-thaw cycles.
Clonality	Monoclonal
Clone	2A3
Preservative	No Preservative
Isotype	IgG2a Kappa
Purity	IgG purified
Buffer	In 1x PBS, pH 7.4
Product Description	
Description	Novus Biologicals Mouse ALS2CR8 Antibody (2A3) - Azide and BSA Free (H00079800-M01) is a monoclonal antibody validated for use in IHC, WB, ELISA and ICC/IF. All Novus Biologicals antibodies are covered by our 100% guarantee.
Host	Mouse
Gene ID	79800
Gene Symbol	CARF
Species	Human
Reactivity Notes	Human. Other species not tested.
Specificity/Sensitivity	ALS2CR8 - amyotrophic lateral sclerosis 2 (juvenile) chromosome region, candidate 8
Immunogen	ALS2CR8 (NP_079020, 621 a.a. ~ 718 a.a) partial recombinant protein with GST tag. MW of the GST tag alone is 26 KDa. CLTQNNSTASTMGNLPEPDQNLVAMDELVEVGDVEDTGNLEGTVHRILLGDVQ TIPIQIIDNHSALIEENPESTISVSQVKQEPKEPALSMEAKNCGL
Notes	This product is produced by and distributed for Abnova, a company based in Taiwan.
Product Application Details	
Applications	Western Blot, Immunohistochemistry-Paraffin, ELISA, Immunocytochemistry/Immunofluorescence, Immunohistochemistry, Sandwich ELISA, Knockdown Validated
Recommended Dilutions	Western Blot 1:500, ELISA, Immunohistochemistry, Immunocytochemistry/Immunofluorescence, Immunohistochemistry-Paraffin, Sandwich ELISA, Knockdown Validated
Application Notes	Antibody reactive against cell lysate, transfected lysate and recombinant protein for Western Blot. Has also been used for immunofluorescence, RNAi validation, immunohistochemistry (paraffin) and ELISA.

Images

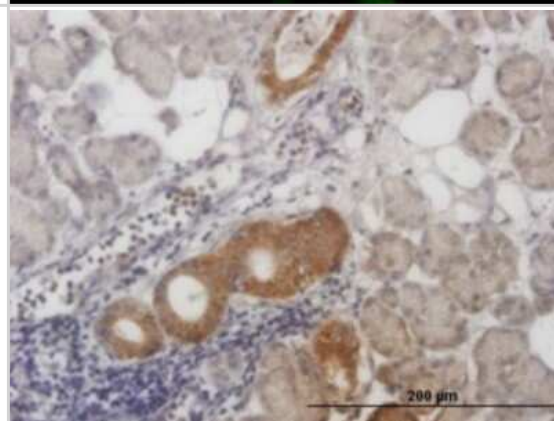
Western Blot: ALS2CR8 Antibody (2A3) [H00079800-M01] - ALS2CR8 monoclonal antibody (M01), clone 2A3 Analysis of ALS2CR8 expression in HeLa S3 NE.



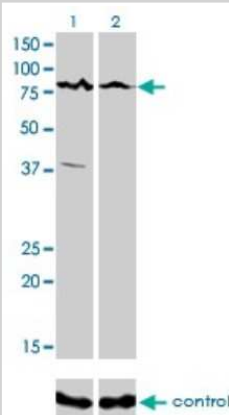
Immunocytochemistry/Immunofluorescence: ALS2CR8 Antibody (2A3) [H00079800-M01] - Analysis of monoclonal antibody to ALS2CR8 on HeLa cell. Antibody concentration 10 ug/ml.



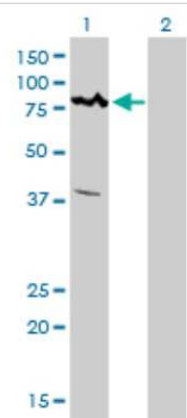
Immunohistochemistry-Paraffin: ALS2CR8 Antibody (2A3) [H00079800-M01] - Analysis of monoclonal antibody to ALS2CR8 on formalin-fixed paraffin-embedded human salivary gland. Antibody concentration 1 ug/ml.



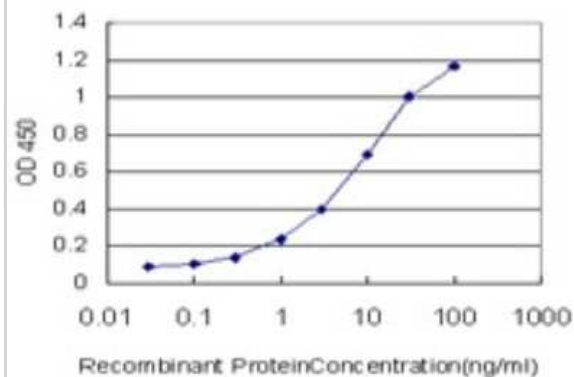
Western Blot: ALS2CR8 Antibody (2A3) [H00079800-M01] - Analysis of ALS2CR8 over-expressed 293 cell line, cotransfected with ALS2CR8 Validated Chimera RNAi (Cat # H00079800-R01V) (Lane 2) or non-transfected control (Lane 1). Blot probed with ALS2CR8 monoclonal antibody (M01), clone 2A3 (Cat # H00079800-M01). GAPDH (36.1 kDa) used as specificity and loading control.



Western Blot: ALS2CR8 Antibody (2A3) [H00079800-M01] - Analysis of ALS2CR8 expression in transfected 293T cell line by ALS2CR8 monoclonal antibody (M01), clone 2A3. Lane 1: ALS2CR8 transfected lysate(79.8 KDa). Lane 2: Non-transfected lysate.



Sandwich ELISA: ALS2CR8 Antibody (2A3) [H00079800-M01] - Detection limit for recombinant GST tagged ALS2CR8 is approximately 0.3ng/ml as a capture antibody.





Novus Biologicals USA

10730 E. Briarwood Avenue
Centennial, CO 80112
USA
Phone: 303.730.1950
Toll Free: 1.888.506.6887
Fax: 303.730.1966
nb-customerservice@bio-techne.com

Bio-Techne Canada

21 Canmotor Ave
Toronto, ON M8Z 4E6
Canada
Phone: 905.827.6400
Toll Free: 855.668.8722
Fax: 905.827.6402
canada.inquires@bio-techne.com

Bio-Techne Ltd

19 Barton Lane
Abingdon Science Park
Abingdon, OX14 3NB, United Kingdom
Phone: (44) (0) 1235 529449
Free Phone: 0800 37 34 15
Fax: (44) (0) 1235 533420
info.EMEA@bio-techne.com

General Contact Information

www.novusbio.com
Technical Support: nb-technical@bio-techne.com
Orders: nb-customerservice@bio-techne.com
General: novus@novusbio.com

Products Related to H00079800-M01

NBP2-33376H	Blue Marker Antibody (6F4-F6) [HRP]
HAF007	Goat anti-Mouse IgG Secondary Antibody [HRP]
NB7539	Goat anti-Mouse IgG (H+L) Secondary Antibody [HRP]
NBP1-96981-0.5mg	Mouse IgG2a Kappa Isotype Control (M2AK)

Limitations

This product is for research use only and is not approved for use in humans or in clinical diagnosis. Primary Antibodies are guaranteed for 1 year from date of receipt.

For more information on our 100% guarantee, please visit www.novusbio.com/guarantee

Earn gift cards/discounts by submitting a review: www.novusbio.com/reviews/submit/H00079800-M01

Earn gift cards/discounts by submitting a publication using this product:
www.novusbio.com/publications

