

# Product Datasheet

## PPP1R3B Antibody - Azide and BSA Free H00079660-B01P

Unit Size: 0.05 mg

Aliquot and store at -20C or -80C. Avoid freeze-thaw cycles.

[www.novusbio.com](http://www.novusbio.com)



[technical@novusbio.com](mailto:technical@novusbio.com)

### Publications: 1

Protocols, Publications, Related Products, Reviews, Research Tools and Images at:  
[www.novusbio.com/H00079660-B01P](http://www.novusbio.com/H00079660-B01P)

Updated 2/21/2025 v.20.1

Earn rewards for product  
reviews and publications.

Submit a publication at [www.novusbio.com/publications](http://www.novusbio.com/publications)

Submit a review at [www.novusbio.com/reviews/destination/H00079660-B01P](http://www.novusbio.com/reviews/destination/H00079660-B01P)



**H00079660-B01P**

PPP1R3B Antibody - Azide and BSA Free

Product Information	
Unit Size	0.05 mg
Concentration	Concentrations vary lot to lot. See vial label for concentration. If unlisted please contact technical services.
Storage	Aliquot and store at -20C or -80C. Avoid freeze-thaw cycles.
Clonality	Polyclonal
Preservative	No Preservative
Isotype	IgG
Purity	Protein A purified
Buffer	PBS (pH 7.4)

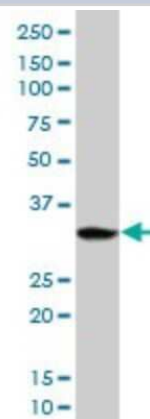
Product Description	
Host	Mouse
Gene ID	79660
Gene Symbol	PPP1R3B
Species	Human, Rat
Specificity/Sensitivity	PPP1R3B - protein phosphatase 1, regulatory (inhibitor) subunit 3B,
Immunogen	PPP1R3B (AAH43388.1, 1 a.a. - 285 a.a.) full-length human protein. MMAVDIEYRYNCMAPSLRQERFAFKISPKPSKPLRPCIQLSSKNEASGMVAPA VQEKVKKRVSFADNQGLALTMVKVFSEFDDPLDMPFNITELLDNIVSLTTAES ESFVLDFSQPSADYLDFRNRLQADHVCLENCVLKDKAIAAGTVKVQNLAFEKTVK IRMTFDTWKSYPDFPCQYVKDITYAGSDRDTFSFDISLPEKIQSYERMEFAVYYE CNGQTYWDSNRGKNYRIIRAELKSTQGMTKPHSGPDLGISFDQFGSPRCSYGL FPEWPSYLGYEKLGPHY
Notes	This product is produced by and distributed for Abnova, a company based in Taiwan.

Product Application Details	
Applications	Western Blot, Immunocytochemistry/ Immunofluorescence
Recommended Dilutions	Western Blot 1:500, Immunocytochemistry/ Immunofluorescence
Application Notes	Antibody reactive against Recombinant Protein with GST tag on ELISA and Western Blot and also on transfected lysate in western blot. GST tag alone is used as a negative control.

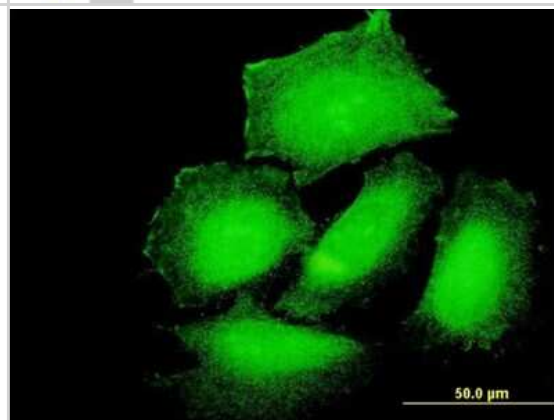


## Images

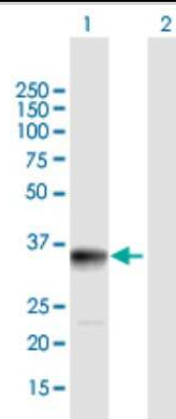
Western Blot: PPP1R3B Antibody [H00079660-B01P] - Analysis of PPP1R3B expression in rat brain.



Immunocytochemistry/Immunofluorescence: PPP1R3B Antibody [H00079660-B01P] - Analysis of purified antibody to PPP1R3B on HeLa cell. (antibody concentration 10 ug/ml)



Western Blot: PPP1R3B Antibody [H00079660-B01P] - Analysis of PPP1R3B expression in transfected 293T cell line by PPP1R3B polyclonal antibody. Lane 1: PPP1R3B transfected lysate(31.46 KDa). Lane 2: Non-transfected lysate.



## Publications

Noguchi Y, Kano F, Maiya N Et Al. Microscopic image-based covariation network analysis for actin scaffold-modified insulin signaling iScience 2021-07-01 [PMID: 34337357]



### **Novus Biologicals USA**

10730 E. Briarwood Avenue  
Centennial, CO 80112  
USA  
Phone: 303.730.1950  
Toll Free: 1.888.506.6887  
Fax: 303.730.1966  
nb-customerservice@bio-techne.com

### **Bio-Techne Canada**

21 Canmotor Ave  
Toronto, ON M8Z 4E6  
Canada  
Phone: 905.827.6400  
Toll Free: 855.668.8722  
Fax: 905.827.6402  
canada.inquires@bio-techne.com

### **Bio-Techne Ltd**

19 Barton Lane  
Abingdon Science Park  
Abingdon, OX14 3NB, United Kingdom  
Phone: (44) (0) 1235 529449  
Free Phone: 0800 37 34 15  
Fax: (44) (0) 1235 533420  
info.EMEA@bio-techne.com

### **General Contact Information**

www.novusbio.com  
Technical Support: nb-technical@bio-techne.com  
Orders: nb-customerservice@bio-techne.com  
General: novus@novusbio.com

### **Products Related to H00079660-B01P**

---

HAF007	Goat anti-Mouse IgG Secondary Antibody [HRP]
NB720-B	Rabbit anti-Mouse IgG (H+L) Secondary Antibody [Biotin]
NBP1-97019-5mg	Mouse IgG Isotype Control
NBP2-23381	Recombinant Human PPP1R3B His Protein

---

### **Limitations**

This product is for research use only and is not approved for use in humans or in clinical diagnosis. Primary Antibodies are guaranteed for 1 year from date of receipt.

For more information on our 100% guarantee, please visit [www.novusbio.com/guarantee](http://www.novusbio.com/guarantee)

Earn gift cards/discounts by submitting a review: [www.novusbio.com/reviews/submit/H00079660-B01P](http://www.novusbio.com/reviews/submit/H00079660-B01P)

Earn gift cards/discounts by submitting a publication using this product:  
[www.novusbio.com/publications](http://www.novusbio.com/publications)

