

Product Datasheet

THTPA Antibody (3F6) - Azide and BSA Free H00079178-M01

Unit Size: 0.1 mg

Aliquot and store at -20C or -80C. Avoid freeze-thaw cycles.

www.novusbio.com



technical@novusbio.com

Publications: 2

Protocols, Publications, Related Products, Reviews, Research Tools and Images at:
www.novusbio.com/H00079178-M01

Updated 2/21/2025 v.20.1

Earn rewards for product
reviews and publications.

Submit a publication at www.novusbio.com/publications

Submit a review at www.novusbio.com/reviews/destination/H00079178-M01



H00079178-M01

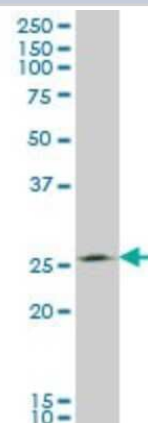
THTPA Antibody (3F6) - Azide and BSA Free

Product Information	
Unit Size	0.1 mg
Concentration	Concentrations vary lot to lot. See vial label for concentration. If unlisted please contact technical services.
Storage	Aliquot and store at -20C or -80C. Avoid freeze-thaw cycles.
Clonality	Monoclonal
Clone	3F6
Preservative	No Preservative
Isotype	IgG1 Kappa
Purity	IgG purified
Buffer	In 1x PBS, pH 7.4
Product Description	
Host	Mouse
Gene ID	79178
Gene Symbol	THTPA
Species	Human
Reactivity Notes	Human. Other species not tested.
Specificity/Sensitivity	thiamine triphosphatase
Immunogen	THTPA (AAH02984, 1 a.a. ~ 230 a.a) full-length recombinant protein with GST tag. MW of the GST tag alone is 26 KDa. MAQGLIEVERKFLPGPGTEERLQELGGTLEYRVTFRDITYYDTPELSLMQADHW LRRREDSGWELKCPGAAGVLGPHTHEYKELTAEPTIVAQLCKVLRADGLGAGDV AAVLGPLGLQEVASFVTKRSAWKLVLGADDEEPPQLRVDLDTADFGYAVGEVE ALVHEEAENVPTALEKIHRLSSMLGVPAQETAPAKLIVYLQRFPRQDYQRLLEVN SSRERPQETEDPDHCLG
Notes	This product is produced by and distributed for Abnova, a company based in Taiwan.
Product Application Details	
Applications	Western Blot, ELISA, Immunohistochemistry, Immunohistochemistry-Paraffin, Sandwich ELISA
Recommended Dilutions	Western Blot 1:500, ELISA, Immunohistochemistry, Immunohistochemistry-Paraffin, Sandwich ELISA
Application Notes	Antibody reactive against cell lysate for Western Blot. Has also been used for immunohistochemistry (paraffin) and ELISA.



Images


Western Blot: THTPA Antibody (3F6) [H00079178-M01] - THTPA monoclonal antibody (M01), clone 3F6 Analysis of THTPA expression in A-431.



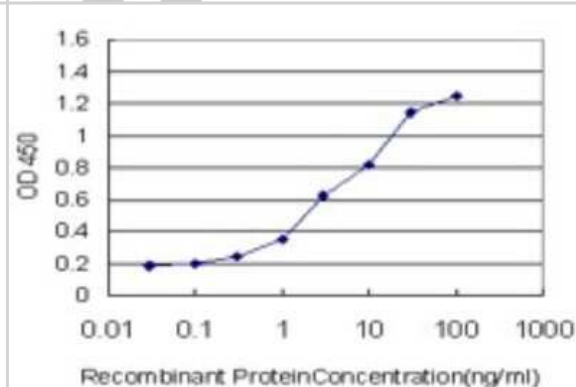
Immunohistochemistry-Paraffin: THTPA Antibody (3F6) [H00079178-M01] - Analysis of monoclonal antibody to THTPA on formalin-fixed paraffin-embedded human small Intestine. Antibody concentration 3 ug/ml.



Western Blot: THTPA Antibody (3F6) [H00079178-M01] - Analysis of THTPA expression in transfected 293T cell line by THTPA monoclonal antibody (M01), clone 3F6. Lane 1: THTPA transfected lysate(25.6 KDa). Lane 2: Non-transfected lysate.



Sandwich ELISA: THTPA Antibody (3F6) [H00079178-M01] - Detection limit for recombinant GST tagged THTPA is approximately 0.1ng/ml as a capture antibody.



Publications

Kovacevic Z, Fu D, Richardson DR. The Iron-Regulated Metastasis Suppressor, Ndrp-1: Identification of Novel Molecular Targets. *Biochim Biophys Acta*;1783(10):1981-92. 2008-10-01 [PMID: 18582504]

Gangolf M, Czerniecki J, Radermecker M et al. Thiamine status in humans and content of phosphorylated thiamine derivatives in biopsies and cultured cells. *PLoS One* 5(10):e13616. 2010-10-25 [PMID: 21049048]





Novus Biologicals USA

10730 E. Briarwood Avenue
Centennial, CO 80112
USA
Phone: 303.730.1950
Toll Free: 1.888.506.6887
Fax: 303.730.1966
nb-customerservice@bio-techne.com

Bio-Techne Canada

21 Canmotor Ave
Toronto, ON M8Z 4E6
Canada
Phone: 905.827.6400
Toll Free: 855.668.8722
Fax: 905.827.6402
canada.inquires@bio-techne.com

Bio-Techne Ltd

19 Barton Lane
Abingdon Science Park
Abingdon, OX14 3NB, United Kingdom
Phone: (44) (0) 1235 529449
Free Phone: 0800 37 34 15
Fax: (44) (0) 1235 533420
info.EMEA@bio-techne.com

General Contact Information

www.novusbio.com
Technical Support: nb-technical@bio-techne.com
Orders: nb-customerservice@bio-techne.com
General: novus@novusbio.com

Products Related to H00079178-M01

HAF007	Goat anti-Mouse IgG Secondary Antibody [HRP]
NB720-B	Rabbit anti-Mouse IgG (H+L) Secondary Antibody [Biotin]
NBP1-43319-0.5mg	Mouse IgG1 Kappa Isotype Control (P3.6.2.8.1)
NBP1-45325-0.1mg	Recombinant Human THTPA His Protein

Limitations

This product is for research use only and is not approved for use in humans or in clinical diagnosis. Primary Antibodies are guaranteed for 1 year from date of receipt.

For more information on our 100% guarantee, please visit www.novusbio.com/guarantee

Earn gift cards/discounts by submitting a review: www.novusbio.com/reviews/submit/H00079178-M01

Earn gift cards/discounts by submitting a publication using this product:
www.novusbio.com/publications

