

# Product Datasheet

## TUG Antibody (3D10-1D11) - Azide and BSA Free H00079058-M01

Unit Size: 0.1 mg

Aliquot and store at -20C or -80C. Avoid freeze-thaw cycles.

[www.novusbio.com](http://www.novusbio.com)



[technical@novusbio.com](mailto:technical@novusbio.com)

Protocols, Publications, Related Products, Reviews, Research Tools and Images at:  
[www.novusbio.com/H00079058-M01](http://www.novusbio.com/H00079058-M01)

Updated 2/21/2025 v.20.1

Earn rewards for product  
reviews and publications.

Submit a publication at [www.novusbio.com/publications](http://www.novusbio.com/publications)

Submit a review at [www.novusbio.com/reviews/destination/H00079058-M01](http://www.novusbio.com/reviews/destination/H00079058-M01)



**H00079058-M01**

TUG Antibody (3D10-1D11) - Azide and BSA Free


Product Information	
Unit Size	0.1 mg
Concentration	Concentrations vary lot to lot. See vial label for concentration. If unlisted please contact technical services.
Storage	Aliquot and store at -20C or -80C. Avoid freeze-thaw cycles.
Clonality	Monoclonal
Clone	3D10-1D11
Preservative	No Preservative
Isotype	IgG1 Kappa
Purity	IgG purified
Buffer	In 1x PBS, pH 7.4

Product Description	
Host	Mouse
Gene ID	79058
Gene Symbol	ASPSCR1
Species	Human
Reactivity Notes	Human. Other species not tested.
Specificity/Sensitivity	ASPSCR1 - alveolar soft part sarcoma chromosome region, candidate 1
Immunogen	ASPSCR1 (AAH18722, 1 a.a. ~ 553 a.a) full-length recombinant protein with GST tag. MW of the GST tag alone is 26 KDa. MAAPAGGGGSAVSVLAPNGRRHTVKVTPSTVLLQVLEDCRRQDFNPCEYDL KFQRSVLDLSLQWRFANLPNNAKLEMVPASRSREGPENMVRIALQLDDGSRL QDSFCSGQTLWELLSHFPQIRECLQHPGGATPVCVYTRDEVTEAALRGTTLQ SLGLTGGSATIRFVMKCYDPVGKTPGSLGSSASAGQAAASAPLPLESGELSRG DLSRPEDADTSGPCCEHTQEQSTRAPAAAPFVPSGGGQRQGGPPGPTRP LTSSAKLPKSLSSPGGSPKPKKSKSGQDPQQEQEQERERDPQQEQERERP VDREPVDREPVVCHPDLEERLQAWPAELPDEFFELTVDDVRRRLAQLKSERK RLEEAPLVTKAFREAQIKEKLERYPKVALRVLPDRYVLQGGFRPSETVGDLRD FVRSHLGNPELSFYLFITPPKTVLDDHTQTLFQANLFPAALVHLGAEEPAGVYLE PGLLEHAISPSAADVLVARYMSRAAGSPSPLPAPDPAPKSEPAEEGALVPPE PIPGTAQPVKRSGLGKVPKWLKLPASKR
Notes	This product is produced by and distributed for Abnova, a company based in Taiwan.

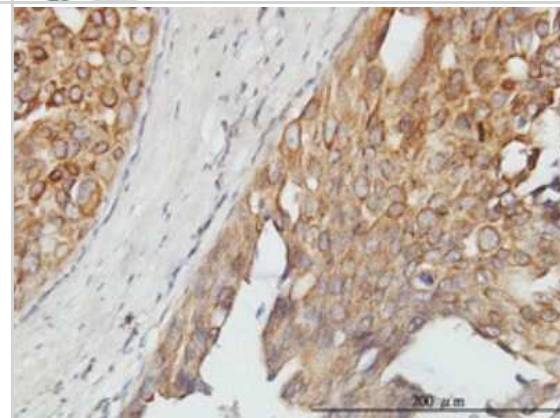
Product Application Details	
Applications	Western Blot, ELISA, Immunohistochemistry, Immunohistochemistry-Paraffin
Recommended Dilutions	Western Blot 1:500, ELISA, Immunohistochemistry, Immunohistochemistry-Paraffin
Application Notes	Antibody reactive against cell lysate and recombinant protein for Western Blot. Has also been used for immunohistochemistry (paraffin) and ELISA.

## Images

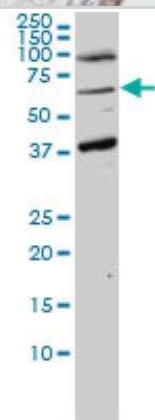
Western Blot: TUG Antibody (3D10-1D11) [H00079058-M01] - ASPSCR1 monoclonal antibody (M01), clone 3D10-1D11. Analysis of ASPSCR1 expression in HepG2.



Immunohistochemistry-Paraffin: TUG Antibody (3D10-1D11) [H00079058-M01] - Analysis of monoclonal antibody to ASPSCR1 on formalin-fixed paraffin-embedded human breast cancer. Antibody concentration 3 ug/ml.



Western Blot: TUG Antibody (3D10-1D11) [H00079058-M01] - ASPSCR1 expression in Hela NE ( Cat # L013V3 ).



Western Blot: TUG Antibody (3D10-1D11) [H00079058-M01] - Analysis of ASPSCR1 expression in transfected 293T cell line by ASPSCR1 monoclonal antibody (M01), clone 3D10-1D11. Lane 1: ASPSCR1 transfected lysate (Predicted MW: 60.2 KDa). Lane 2: Non-transfected lysate.





### **Novus Biologicals USA**

10730 E. Briarwood Avenue  
Centennial, CO 80112  
USA  
Phone: 303.730.1950  
Toll Free: 1.888.506.6887  
Fax: 303.730.1966  
nb-customerservice@bio-techne.com

### **Bio-Techne Canada**

21 Canmotor Ave  
Toronto, ON M8Z 4E6  
Canada  
Phone: 905.827.6400  
Toll Free: 855.668.8722  
Fax: 905.827.6402  
canada.inquires@bio-techne.com

### **Bio-Techne Ltd**

19 Barton Lane  
Abingdon Science Park  
Abingdon, OX14 3NB, United Kingdom  
Phone: (44) (0) 1235 529449  
Free Phone: 0800 37 34 15  
Fax: (44) (0) 1235 533420  
info.EMEA@bio-techne.com

### **General Contact Information**

www.novusbio.com  
Technical Support: nb-technical@bio-techne.com  
Orders: nb-customerservice@bio-techne.com  
General: novus@novusbio.com

### **Products Related to H00079058-M01**

---

HAF007	Goat anti-Mouse IgG Secondary Antibody [HRP]
NB720-B	Rabbit anti-Mouse IgG (H+L) Secondary Antibody [Biotin]
NBP1-43319-0.5mg	Mouse IgG1 Kappa Isotype Control (P3.6.2.8.1)
NBP2-22682	Recombinant Human TUG His Protein

---

### **Limitations**

This product is for research use only and is not approved for use in humans or in clinical diagnosis. Primary Antibodies are guaranteed for 1 year from date of receipt.

For more information on our 100% guarantee, please visit [www.novusbio.com/guarantee](http://www.novusbio.com/guarantee)

Earn gift cards/discounts by submitting a review: [www.novusbio.com/reviews/submit/H00079058-M01](http://www.novusbio.com/reviews/submit/H00079058-M01)

Earn gift cards/discounts by submitting a publication using this product:  
[www.novusbio.com/publications](http://www.novusbio.com/publications)

