

# Product Datasheet

## Parvin gamma Antibody - Azide and BSA Free H00064098-B01P

Unit Size: 0.05 mg

Aliquot and store at -20C or -80C. Avoid freeze-thaw cycles.

[www.novusbio.com](http://www.novusbio.com)



[technical@novusbio.com](mailto:technical@novusbio.com)

Protocols, Publications, Related Products, Reviews, Research Tools and Images at:  
[www.novusbio.com/H00064098-B01P](http://www.novusbio.com/H00064098-B01P)

Updated 2/21/2025 v.20.1

Earn rewards for product  
reviews and publications.

Submit a publication at [www.novusbio.com/publications](http://www.novusbio.com/publications)

Submit a review at [www.novusbio.com/reviews/destination/H00064098-B01P](http://www.novusbio.com/reviews/destination/H00064098-B01P)



**H00064098-B01P**

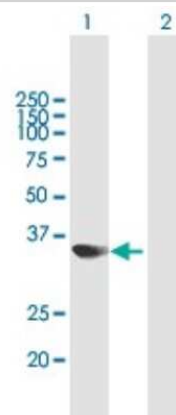
Parvin gamma Antibody - Azide and BSA Free

<b>Product Information</b>	
<b>Unit Size</b>	0.05 mg
<b>Concentration</b>	Concentrations vary lot to lot. See vial label for concentration. If unlisted please contact technical services.
<b>Storage</b>	Aliquot and store at -20C or -80C. Avoid freeze-thaw cycles.
<b>Clonality</b>	Polyclonal
<b>Preservative</b>	No Preservative
<b>Isotype</b>	IgG
<b>Purity</b>	Protein G purified
<b>Buffer</b>	PBS (pH 7.4)
<b>Product Description</b>	
<b>Host</b>	Mouse
<b>Gene ID</b>	64098
<b>Gene Symbol</b>	PARVG
<b>Species</b>	Human
<b>Immunogen</b>	PARVG (NP_071424.1, 1 a.a. - 331 a.a.) full-length human protein. MEPEFLYDLLQLPKGVEPPAEEELSKGGKKKYL PPTS RKDPKFEELQKVLMEW INATLLPEHIVVRSLEEDMFDGLILHHLFQRLAALKLEAEDIALTATSQKHKLTVVL EAVNRSLQLEEWQAKWSVESIFNKDLLSTLHLLVALAKRFQPDLSLPTNVQVEV ITIESTKSGLKSEKLVEQLTEYSTDKDEPPKDVDFELFKLAPEKVNAVKEAIVNFV NQKLDRLGLSVQNLDTQFADGVILLLLIGQLEGFFLHLKEFYLT PNPSPAEMLHNV TLALELLKDEGLLSCPVSPEDIVNKDAKSTLRVLYGLFCKHTQKAHRDRTPHGA PN
<b>Notes</b>	This product is produced by and distributed for Abnova, a company based in Taiwan.
<b>Product Application Details</b>	
<b>Applications</b>	Western Blot, Immunoprecipitation
<b>Recommended Dilutions</b>	Western Blot, Immunoprecipitation
<b>Application Notes</b>	This antibody is useful for Western Blot, Functional

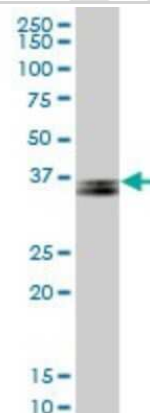


**Images**

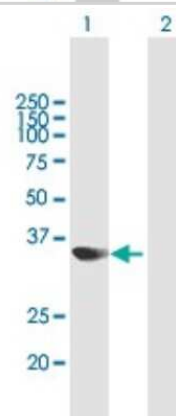
Western Blot: Parvin gamma Antibody [H00064098-B01P] - Western Blot analysis of Parvin gamma expression in transfected 293T cell line by PARVG MaxPab polyclonal antibody. Lane 1: PARVG transfected lysate (36.41 KDa). Lane 2: Non-transfected lysate.



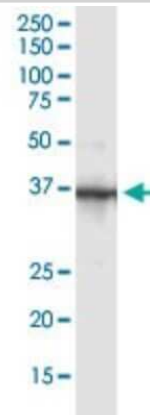
Western Blot: Parvin gamma Antibody [H00064098-B01P] - Analysis of PARVG expression in human spleen.



Western Blot: Parvin gamma Antibody [H00064098-B01P] - Analysis of PARVG expression in transfected 293T cell line by PARVG polyclonal antibody. Lane 1: PARVG transfected lysate(36.41 KDa). Lane 2: Non-transfected lysate.



Immunoprecipitation: Parvin gamma Antibody [H00064098-B01P] - Immunoprecipitation of Parvin gamma transfected lysate using anti-PARVG MaxPab mouse polyclonal antibody and Protein A Magnetic Bead, and immunoblotted with PARVG purified MaxPab rabbit polyclonal antibody.





### **Novus Biologicals USA**

10730 E. Briarwood Avenue  
Centennial, CO 80112  
USA  
Phone: 303.730.1950  
Toll Free: 1.888.506.6887  
Fax: 303.730.1966  
nb-customerservice@bio-techne.com

### **Bio-Techne Canada**

21 Canmotor Ave  
Toronto, ON M8Z 4E6  
Canada  
Phone: 905.827.6400  
Toll Free: 855.668.8722  
Fax: 905.827.6402  
canada.inquires@bio-techne.com

### **Bio-Techne Ltd**

19 Barton Lane  
Abingdon Science Park  
Abingdon, OX14 3NB, United Kingdom  
Phone: (44) (0) 1235 529449  
Free Phone: 0800 37 34 15  
Fax: (44) (0) 1235 533420  
info.EMEA@bio-techne.com

### **General Contact Information**

www.novusbio.com  
Technical Support: nb-technical@bio-techne.com  
Orders: nb-customerservice@bio-techne.com  
General: novus@novusbio.com

### **Products Related to H00064098-B01P**

---

HAF007	Goat anti-Mouse IgG Secondary Antibody [HRP]
NB720-B	Rabbit anti-Mouse IgG (H+L) Secondary Antibody [Biotin]
NBP1-97019-5mg	Mouse IgG Isotype Control
H00064098-P01-10ug	Recombinant Human Parvin gamma GST (N-Term) Protein

---

### **Limitations**

This product is for research use only and is not approved for use in humans or in clinical diagnosis. Primary Antibodies are guaranteed for 1 year from date of receipt.

For more information on our 100% guarantee, please visit [www.novusbio.com/guarantee](http://www.novusbio.com/guarantee)

Earn gift cards/discounts by submitting a review: [www.novusbio.com/reviews/submit/H00064098-B01P](http://www.novusbio.com/reviews/submit/H00064098-B01P)

Earn gift cards/discounts by submitting a publication using this product:  
[www.novusbio.com/publications](http://www.novusbio.com/publications)

