

Product Datasheet

PKNOX2 Antibody (4B6) - Azide and BSA Free H00063876-M01

Unit Size: 0.1 mg

Aliquot and store at -20C or -80C. Avoid freeze-thaw cycles.

www.novusbio.com



technical@novusbio.com

Protocols, Publications, Related Products, Reviews, Research Tools and Images at:
www.novusbio.com/H00063876-M01

Updated 9/9/2025 v.20.1

Earn rewards for product
reviews and publications.

Submit a publication at www.novusbio.com/publications

Submit a review at www.novusbio.com/reviews/destination/H00063876-M01



H00063876-M01


PKNOX2 Antibody (4B6) - Azide and BSA Free

Product Information	
Unit Size	0.1 mg
Concentration	Concentrations vary lot to lot. See vial label for concentration. If unlisted please contact technical services.
Storage	Aliquot and store at -20C or -80C. Avoid freeze-thaw cycles.
Clonality	Monoclonal
Clone	4B6
Preservative	No Preservative
Isotype	IgG2b Kappa
Purity	IgG purified
Buffer	In 1x PBS, pH 7.4
Product Description	
Description	Novus Biologicals Mouse PKNOX2 Antibody (4B6) - Azide and BSA Free (H00063876-M01) is a monoclonal antibody validated for use in WB, ELISA and ICC/IF. All Novus Biologicals antibodies are covered by our 100% guarantee.
Host	Mouse
Gene ID	63876
Gene Symbol	PKNOX2
Species	Human, Mouse
Specificity/Sensitivity	PKNOX2 - PBX/knotted 1 homeobox 2
Immunogen	PKNOX2 (NP_071345, 116 a.a. ~ 215 a.a) partial recombinant protein with GST tag. MW of the GST tag alone is 26 KDa. PELDNLMVKAIQVLRHLLLELEKVNELCKDFCNRYITCFKTKMHSDNLLRNDLGG PYSPNQPSINLHSQDLLQNSPNSMSGVSNNPQGIVVPASALQQGN
Notes	This product is produced by and distributed for Abnova, a company based in Taiwan.
Product Application Details	
Applications	Western Blot, ELISA, Immunocytochemistry/ Immunofluorescence, Sandwich ELISA, Knockdown Validated
Recommended Dilutions	Western Blot 1:500, ELISA, Immunocytochemistry/ Immunofluorescence, Sandwich ELISA, Knockdown Validated
Application Notes	Antibody reactive against cell lysate and recombinant protein for Western Blot. Has also been used for immunofluorescence, RNAi validation and ELISA.

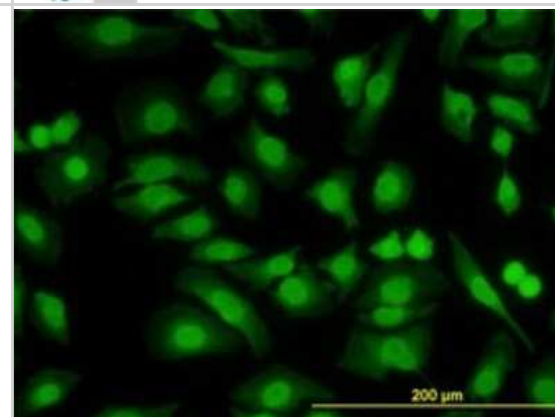


Images

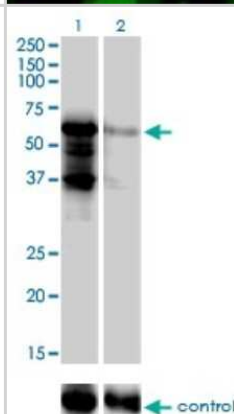
Western Blot: PKNOX2 Antibody (4B6) [H00063876-M01] - PKNOX2 monoclonal antibody (M01), clone 4B6. Analysis of PKNOX2 expression in NIH/3T3.



Immunocytochemistry/Immunofluorescence: PKNOX2 Antibody (4B6) [H00063876-M01] - Analysis of monoclonal antibody to PKNOX2 on HeLa cell. Antibody concentration 10 ug/ml.



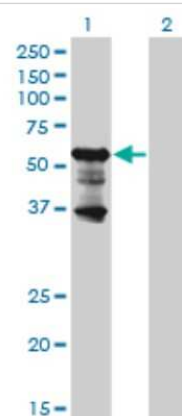
Western Blot: PKNOX2 Antibody (4B6) [H00063876-M01] - Analysis of PKNOX2 over-expressed 293 cell line, cotransfected with PKNOX2 Validated Chimera RNAi (Cat # H00063876-R01V) (Lane 2) or non-transfected control (Lane 1). Blot probed with PKNOX2 monoclonal antibody (M01), clone 4B6 (Cat # H00063876-M01). GAPDH (36.1 kDa) used as specificity and loading control.



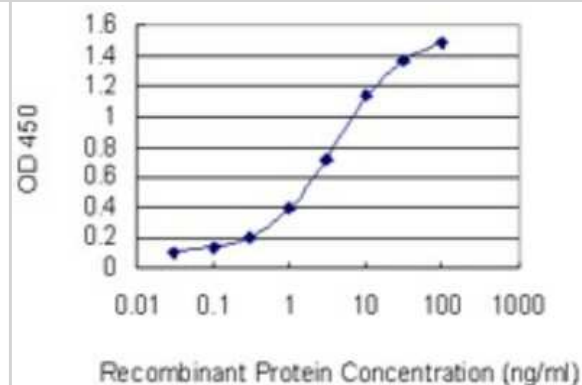
Western Blot: PKNOX2 Antibody (4B6) [H00063876-M01] - PKNOX2 monoclonal antibody (M01), clone 4B6 Analysis of PKNOX2 expression in Hela S3 NE.



Western Blot: PKNOX2 Antibody (4B6) [H00063876-M01] - Analysis of PKNOX2 expression in transfected 293T cell line by PKNOX2 monoclonal antibody (M01), clone 4B6. Lane 1: PKNOX2 transfected lysate(51.9 KDa). Lane 2: Non-transfected lysate.



Sandwich ELISA: PKNOX2 Antibody (4B6) [H00063876-M01] - Detection limit for recombinant GST tagged PKNOX2 is 0.03 ng/ml as a capture antibody.



**Novus Biologicals USA**

10730 E. Briarwood Avenue
Centennial, CO 80112
USA
Phone: 303.730.1950
Toll Free: 1.888.506.6887
Fax: 303.730.1966
nb-customerservice@bio-techne.com

Bio-Techne Canada

21 Canmotor Ave
Toronto, ON M8Z 4E6
Canada
Phone: 905.827.6400
Toll Free: 855.668.8722
Fax: 905.827.6402
canada.inquires@bio-techne.com

Bio-Techne Ltd

19 Barton Lane
Abingdon Science Park
Abingdon, OX14 3NB, United Kingdom
Phone: (44) (0) 1235 529449
Free Phone: 0800 37 34 15
Fax: (44) (0) 1235 533420
info.EMEA@bio-techne.com

General Contact Information

www.novusbio.com
Technical Support: nb-technical@bio-techne.com
Orders: nb-customerservice@bio-techne.com
General: novus@novusbio.com

Products Related to H00063876-M01

HAF007	Goat anti-Mouse IgG Secondary Antibody [HRP]
NB720-B	Rabbit anti-Mouse IgG (H+L) Secondary Antibody [Biotin]
NBP1-43317-0.5mg	Mouse IgG2b Kappa Light Chain Isotype Control (MG2b)
H00063876-P01-10ug	Recombinant Human PKNOX2 GST (N-Term) Protein

Limitations

This product is for research use only and is not approved for use in humans or in clinical diagnosis. Primary Antibodies are guaranteed for 1 year from date of receipt.

For more information on our 100% guarantee, please visit www.novusbio.com/guarantee

Earn gift cards/discounts by submitting a review: www.novusbio.com/reviews/submit/H00063876-M01

Earn gift cards/discounts by submitting a publication using this product:
www.novusbio.com/publications

