

Product Datasheet

SRGAP1 Antibody (5D2) - Azide and BSA Free H00057522-M03

Unit Size: 0.1 mg

Aliquot and store at -20C or -80C. Avoid freeze-thaw cycles.

www.novusbio.com



technical@novusbio.com

Publications: 2

Protocols, Publications, Related Products, Reviews, Research Tools and Images at:
www.novusbio.com/H00057522-M03

Updated 9/9/2025 v.20.1

Earn rewards for product
reviews and publications.

Submit a publication at www.novusbio.com/publications

Submit a review at www.novusbio.com/reviews/destination/H00057522-M03



H00057522-M03**SRGAP1 Antibody (5D2) - Azide and BSA Free**

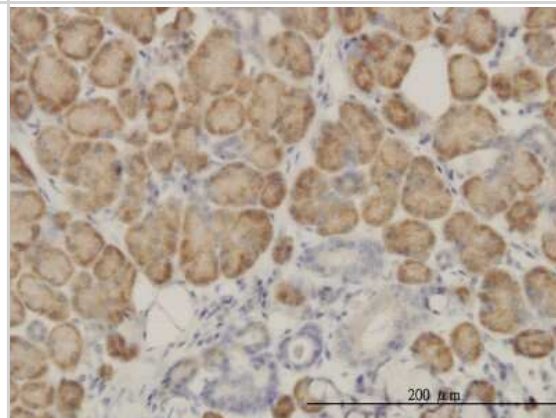
Product Information	
Unit Size	0.1 mg
Concentration	Concentrations vary lot to lot. See vial label for concentration. If unlisted please contact technical services.
Storage	Aliquot and store at -20C or -80C. Avoid freeze-thaw cycles.
Clonality	Monoclonal
Clone	5D2
Preservative	No Preservative
Isotype	IgG2a Kappa
Purity	IgG purified
Buffer	In 1x PBS, pH 7.4
Product Description	
Description	Novus Biologicals Mouse SRGAP1 Antibody (5D2) - Azide and BSA Free (H00057522-M03) is a monoclonal antibody validated for use in IHC, WB and ELISA. Anti-SRGAP1 Antibody: Cited in 2 publications. All Novus Biologicals antibodies are covered by our 100% guarantee.
Host	Mouse
Gene ID	57522
Gene Symbol	SRGAP1
Species	Human, Rat, Monkey
Specificity/Sensitivity	SRGAP1 - SLIT-ROBO Rho GTPase activating protein 1
Immunogen	SRGAP1 (NP_065813, 952 a.a. ~ 1050 a.a) partial recombinant protein with GST tag. MW of the GST tag alone is 26 KDa. PLDPETIAQDIEETMNTALNELRELERQSTAKHAPDVVLDLTLEQVKNSPTPATST ESLSPLHNVALRSSEPQIRRSTSSSSDTMSTFKPMVAPRMGVQL
Notes	This product is produced by and distributed for Abnova, a company based in Taiwan.
Product Application Details	
Applications	Western Blot, Immunohistochemistry-Paraffin, ELISA, Immunohistochemistry
Recommended Dilutions	Western Blot 1:500, ELISA, Immunohistochemistry, Immunohistochemistry-Paraffin
Application Notes	Antibody reactive against cell lysate and recombinant protein for Western Blot. Has also been used for immunohistochemistry (paraffin) and ELISA.

Images


Western Blot: SRGAP1 Antibody (5D2) [H00057522-M03] - SRGAP1 expression in NIH/3T3 (Cat # L018V1).



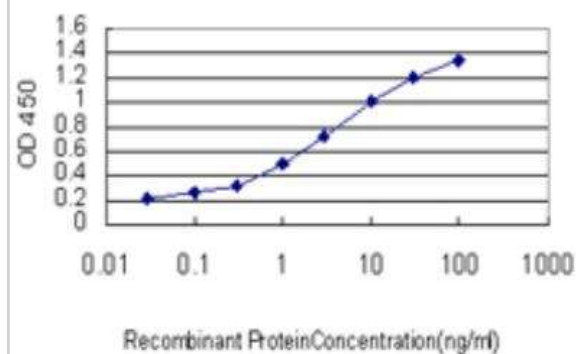
Immunohistochemistry-Paraffin: SRGAP1 Antibody (5D2) [H00057522-M03] - Analysis of monoclonal antibody to SRGAP1 on formalin-fixed paraffin-embedded human salivary gland. Antibody concentration 3 ug/ml



Western Blot: SRGAP1 Antibody (5D2) [H00057522-M03] - SRGAP1 expression in IMR-32 (Cat # L008V1).



ELISA: SRGAP1 Antibody (5D2) [H00057522-M03] - Detection limit for recombinant GST tagged SRGAP1 is approximately 0.1ng/ml as a capture antibody.



Publications

Chan Wah Hak L, Khan S, Di Meglio I et al. FBP17 and CIP4 recruit SHIP2 and lamellipodin to prime the plasma membrane for fast endophilin-mediated endocytosis. *Nat Cell Biol* 2018-07-30 [PMID: 30061681]

Dai YK, Ma Y, Chen K et al. A link between the nuclear-localized srGAP3 and the SWI/SNF chromatin remodeler Brg1. *Mol Cell Neurosci*. 2014-02-20 [PMID: 24561795]





Novus Biologicals USA

10730 E. Briarwood Avenue
Centennial, CO 80112
USA
Phone: 303.730.1950
Toll Free: 1.888.506.6887
Fax: 303.730.1966
nb-customerservice@bio-techne.com

Bio-Techne Canada

21 Canmotor Ave
Toronto, ON M8Z 4E6
Canada
Phone: 905.827.6400
Toll Free: 855.668.8722
Fax: 905.827.6402
canada.inquires@bio-techne.com

Bio-Techne Ltd

19 Barton Lane
Abingdon Science Park
Abingdon, OX14 3NB, United Kingdom
Phone: (44) (0) 1235 529449
Free Phone: 0800 37 34 15
Fax: (44) (0) 1235 533420
info.EMEA@bio-techne.com

General Contact Information

www.novusbio.com
Technical Support: nb-technical@bio-techne.com
Orders: nb-customerservice@bio-techne.com
General: novus@novusbio.com

Products Related to H00057522-M03

NBP2-33376H	Blue Marker Antibody (6F4-F6) [HRP]
HAF007	Goat anti-Mouse IgG Secondary Antibody [HRP]
NB7539	Goat anti-Mouse IgG (H+L) Secondary Antibody [HRP]
NBP1-96981-0.5mg	Mouse IgG2a Kappa Isotype Control (M2AK)

Limitations

This product is for research use only and is not approved for use in humans or in clinical diagnosis. Primary Antibodies are guaranteed for 1 year from date of receipt.

For more information on our 100% guarantee, please visit www.novusbio.com/guarantee

Earn gift cards/discounts by submitting a review: www.novusbio.com/reviews/submit/H00057522-M03

Earn gift cards/discounts by submitting a publication using this product:
www.novusbio.com/publications

