

# Product Datasheet

## XAB2 Antibody (1D1-1A9) - Azide and BSA Free H00056949-M01

Unit Size: 0.1 mg

Aliquot and store at -20C or -80C. Avoid freeze-thaw cycles.

[www.novusbio.com](http://www.novusbio.com)



[technical@novusbio.com](mailto:technical@novusbio.com)

### Publications: 1

Protocols, Publications, Related Products, Reviews, Research Tools and Images at:  
[www.novusbio.com/H00056949-M01](http://www.novusbio.com/H00056949-M01)

Updated 2/21/2025 v.20.1

Earn rewards for product  
reviews and publications.

Submit a publication at [www.novusbio.com/publications](http://www.novusbio.com/publications)

Submit a review at [www.novusbio.com/reviews/destination/H00056949-M01](http://www.novusbio.com/reviews/destination/H00056949-M01)



**H00056949-M01**

XAB2 Antibody (1D1-1A9) - Azide and BSA Free

Product Information	
Unit Size	0.1 mg
Concentration	Concentrations vary lot to lot. See vial label for concentration. If unlisted please contact technical services.
Storage	Aliquot and store at -20C or -80C. Avoid freeze-thaw cycles.
Clonality	Monoclonal
Clone	1D1-1A9
Preservative	No Preservative
Isotype	IgG2b Kappa
Purity	IgG purified
Buffer	In 1x PBS, pH 7.4

Product Description	
Host	Mouse
Gene ID	56949
Gene Symbol	XAB2
Species	Human
Reactivity Notes	Human. Other species not tested.
Specificity/Sensitivity	XAB2 - XPA binding protein 2
Immunogen	XAB2 (AAH07208.1, 1 a.a. ~ 855 a.a) full-length recombinant protein with GST tag. MW of the GST tag alone is 26 KDa. MVVMARLSRPERPDLVFEEEDLPYEEIIMRNQFSVKCWLRYIEFKQGAPKPRLNQLYERALKLLPCSYKLWYRYLKARRAQVKHRCVTDPAYEDVNNCHERAFVFMHKMPRLWLDYCQFLMDQGRVTHTRRTFDRALRALPITQHSRIWPLYLRFLLRHPLPETAVRGYRRFLKLSPEAAEYIEYLKSSDRLDEAAQRLATVVNDERFVSKAGKSNYQLWHELCDLISQNPDKVQSLNVDIIRGGLTRFTDQLGKLWCSLADYIRSGHFEEKARDVYEEAIRTVMTVRDFTQVFDSYAQFEESMIAAKMETASELGR EEEDDVDLELRLARFEQLISRRPLLLNSVLLRQNP HHVHEWHKRVALHQGRPREIINTYTEAVQTVDPFKATGKPHTLWVAFK FYEDNGQLDDARVILEKATKVNFKQVDDLASVWCQCGELELRHENYDEALRLLRKATALPARRAEYFDGSEPVQNRVYKSLK VWSMLADLEESLGTTFQSTKAVYDRILDRIATPQIVINYAMFLEEKHYF EESFKAYERGISL FKWPNVSDI WSTYLTKFIARYGGRKLERARDLFEQALDGCPPKYAKTLYLLYAQLEEEWGLARHAMAVYERATRAVEPAQQYDMFNIYIKRAAEI YGVTHTRGIYQKAIEVLSDEHAREMCLRFADMECKLGEIDRARAIYSFCSQICD PRTTGAFWQTWKDFEVRHGNEDTIKEMLRIRRSVQATYNTQVNFMASQMLKVSGSATGTVSDLAPGQSGMDDMKLLEQRAEQLAEEAERDQPLRAQSKILFVRS DASREELAELAQQVNPEEIQLGEDEDEDEMDLEPNEVRLEQQSVPAAVFGSLK ED
Notes	This product is produced by and distributed for Abnova, a company based in Taiwan.

Product Application Details	
Applications	Western Blot, ELISA, Immunocytochemistry/ Immunofluorescence, Immunohistochemistry, Immunohistochemistry-Paraffin, Sandwich ELISA
Recommended Dilutions	Western Blot 1:500, ELISA, Immunohistochemistry, Immunocytochemistry/ Immunofluorescence, Immunohistochemistry-Paraffin, Sandwich ELISA

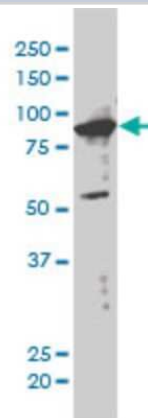


**Application Notes**

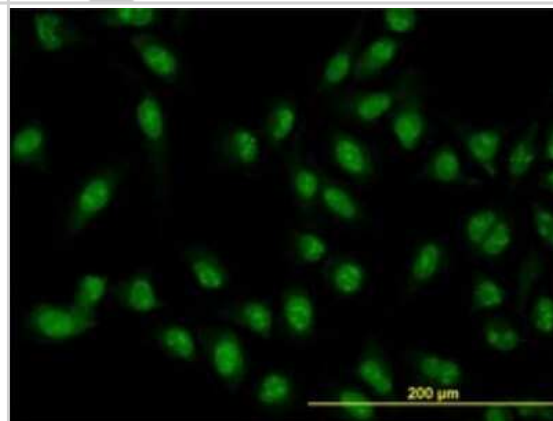
Antibody reactive against cell lysate and recombinant protein for Western Blot. Has also been used for immunofluorescence, immunohistochemistry (paraffin), and ELISA.

**Images**

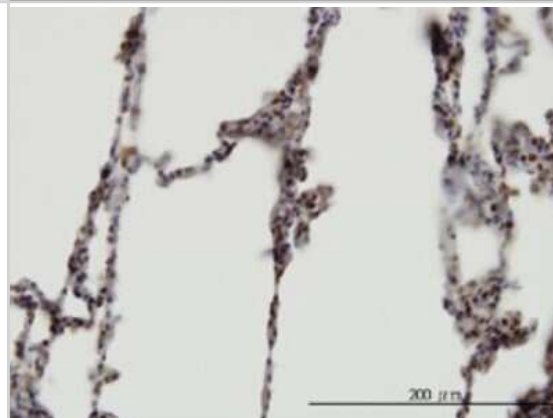
Western Blot: XAB2 Antibody (1D1-1A9) [H00056949-M01] - XAB2 monoclonal antibody (M01), clone 1D1-1A9 Analysis of XAB2 expression in HeLa S3 NE.



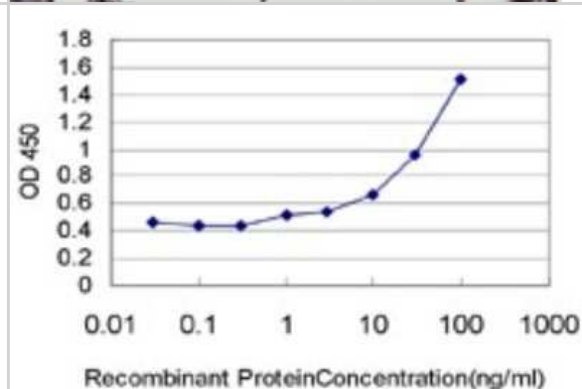
Immunocytochemistry/Immunofluorescence: XAB2 Antibody (1D1-1A9) [H00056949-M01] - Analysis of monoclonal antibody to XAB2 on HeLa cell. Antibody concentration 10 ug/ml.



Immunohistochemistry-Paraffin: XAB2 Antibody (1D1-1A9) [H00056949-M01] - Analysis of monoclonal antibody to XAB2 on formalin-fixed paraffin-embedded human lung. Antibody concentration 3 ug/ml.



Sandwich ELISA: XAB2 Antibody (1D1-1A9) [H00056949-M01] - Detection limit for recombinant GST tagged XAB2 is approximately 1ng/ml as a capture antibody.



## Publications

Ohnuma-Ishikawa K, Morio T, Yamada T et al. Knockdown of XAB2 enhances all-trans retinoic acid-induced cellular differentiation in all-trans retinoic acid-sensitive -resistant cancer cells. *Cancer Res*;67(3):1019-29. 2007-02-01 [PMID: 17283134]





### **Novus Biologicals USA**

10730 E. Briarwood Avenue  
Centennial, CO 80112  
USA  
Phone: 303.730.1950  
Toll Free: 1.888.506.6887  
Fax: 303.730.1966  
nb-customerservice@bio-techne.com

### **Bio-Techne Canada**

21 Canmotor Ave  
Toronto, ON M8Z 4E6  
Canada  
Phone: 905.827.6400  
Toll Free: 855.668.8722  
Fax: 905.827.6402  
canada.inquires@bio-techne.com

### **Bio-Techne Ltd**

19 Barton Lane  
Abingdon Science Park  
Abingdon, OX14 3NB, United Kingdom  
Phone: (44) (0) 1235 529449  
Free Phone: 0800 37 34 15  
Fax: (44) (0) 1235 533420  
info.EMEA@bio-techne.com

### **General Contact Information**

www.novusbio.com  
Technical Support: nb-technical@bio-techne.com  
Orders: nb-customerservice@bio-techne.com  
General: novus@novusbio.com

### **Products Related to H00056949-M01**

---

HAF007	Goat anti-Mouse IgG Secondary Antibody [HRP]
NB720-B	Rabbit anti-Mouse IgG (H+L) Secondary Antibody [Biotin]
NBP1-43317-0.5mg	Mouse IgG2b Kappa Light Chain Isotype Control (MG2b)
H00056949-P01-10ug	Recombinant Human XAB2 GST (N-Term) Protein

---

### **Limitations**

This product is for research use only and is not approved for use in humans or in clinical diagnosis. Primary Antibodies are guaranteed for 1 year from date of receipt.

For more information on our 100% guarantee, please visit [www.novusbio.com/guarantee](http://www.novusbio.com/guarantee)

Earn gift cards/discounts by submitting a review: [www.novusbio.com/reviews/submit/H00056949-M01](http://www.novusbio.com/reviews/submit/H00056949-M01)

Earn gift cards/discounts by submitting a publication using this product:  
[www.novusbio.com/publications](http://www.novusbio.com/publications)

