

Product Datasheet

CMAS Antibody (2E1) - Azide and BSA Free H00055907-M05

Unit Size: 0.1 mg

Aliquot and store at -20C or -80C. Avoid freeze-thaw cycles.

www.novusbio.com



technical@novusbio.com

Protocols, Publications, Related Products, Reviews, Research Tools and Images at:
www.novusbio.com/H00055907-M05

Updated 2/21/2025 v.20.1

Earn rewards for product
reviews and publications.

Submit a publication at www.novusbio.com/publications

Submit a review at www.novusbio.com/reviews/destination/H00055907-M05



H00055907-M05


CMAS Antibody (2E1) - Azide and BSA Free

Product Information	
Unit Size	0.1 mg
Concentration	Concentrations vary lot to lot. See vial label for concentration. If unlisted please contact technical services.
Storage	Aliquot and store at -20C or -80C. Avoid freeze-thaw cycles.
Clonality	Monoclonal
Clone	2E1
Preservative	No Preservative
Isotype	IgG2a Kappa
Purity	IgG purified
Buffer	In 1x PBS, pH 7.4
Product Description	
Host	Mouse
Gene ID	55907
Gene Symbol	CMAS
Species	Human, Rat
Reactivity Notes	This product is reactive against Human,Rat.
Immunogen	CMAS (NP_061156, 164 a.a. ~ 263 a.a) partial recombinant protein with GST tag. MW of the GST tag alone is 26 KDa. EGYDSVFSVVRRHQFRWSEIQKGVREVTEPLNLPKRPRRQDWDGELYEN GSFYFAKRHLIEMGYLQGGKMAYYEMRAEHSVDIDVDIDWPIAEQRVLR
Notes	This product is produced by and distributed for Abnova, a company based in Taiwan.
Product Application Details	
Applications	Western Blot, ELISA, Immunocytochemistry/ Immunofluorescence
Recommended Dilutions	Western Blot, ELISA, Immunocytochemistry/ Immunofluorescence
Application Notes	This antibody is useful for ELISA, Western Blot

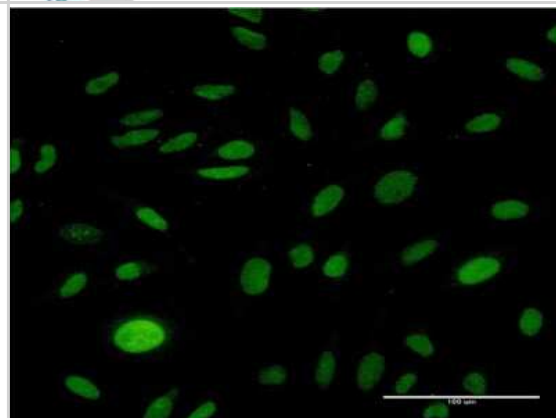


Images


Western Blot: CMAS Antibody (2E1) [H00055907-M05] - Analysis of CMAS expression in PC-12 (Cat # L012V1).



Immunocytochemistry/Immunofluorescence: CMAS Antibody (2E1) [H00055907-M05] - Analysis of monoclonal antibody to CMAS on HeLa cell. Antibody concentration 10 ug/ml



Western Blot: CMAS Antibody (2E1) [H00055907-M05] - Analysis of CMAS expression in Hela S3 NE (Cat # L013V3).





Novus Biologicals USA

10730 E. Briarwood Avenue
Centennial, CO 80112
USA
Phone: 303.730.1950
Toll Free: 1.888.506.6887
Fax: 303.730.1966
nb-customerservice@bio-techne.com

Bio-Techne Canada

21 Canmotor Ave
Toronto, ON M8Z 4E6
Canada
Phone: 905.827.6400
Toll Free: 855.668.8722
Fax: 905.827.6402
canada.inquires@bio-techne.com

Bio-Techne Ltd

19 Barton Lane
Abingdon Science Park
Abingdon, OX14 3NB, United Kingdom
Phone: (44) (0) 1235 529449
Free Phone: 0800 37 34 15
Fax: (44) (0) 1235 533420
info.EMEA@bio-techne.com

General Contact Information

www.novusbio.com
Technical Support: nb-technical@bio-techne.com
Orders: nb-customerservice@bio-techne.com
General: novus@novusbio.com

Products Related to H00055907-M05

HAF007	Goat anti-Mouse IgG Secondary Antibody [HRP]
NB720-B	Rabbit anti-Mouse IgG (H+L) Secondary Antibody [Biotin]
NBP1-96981-0.5mg	Mouse IgG2a Kappa Isotype Control (M2AK)
H00055907-P01-10ug	Recombinant Human CMAS GST (N-Term) Protein

Limitations

This product is for research use only and is not approved for use in humans or in clinical diagnosis. Primary Antibodies are guaranteed for 1 year from date of receipt.

For more information on our 100% guarantee, please visit www.novusbio.com/guarantee

Earn gift cards/discounts by submitting a review: www.novusbio.com/reviews/submit/H00055907-M05

Earn gift cards/discounts by submitting a publication using this product:
www.novusbio.com/publications

