

Product Datasheet

ATAD3A Antibody - Azide and BSA Free H00055210-D01P

Unit Size: 0.1 mg

Aliquot and store at -20C or -80C. Avoid freeze-thaw cycles.

www.novusbio.com



technical@novusbio.com

Publications: 2

Protocols, Publications, Related Products, Reviews, Research Tools and Images at:
www.novusbio.com/H00055210-D01P

Updated 2/21/2025 v.20.1

Earn rewards for product
reviews and publications.

Submit a publication at www.novusbio.com/publications

Submit a review at www.novusbio.com/reviews/destination/H00055210-D01P



H00055210-D01P

ATAD3A Antibody - Azide and BSA Free

Product Information	
Unit Size	0.1 mg
Concentration	Concentrations vary lot to lot. See vial label for concentration. If unlisted please contact technical services.
Storage	Aliquot and store at -20C or -80C. Avoid freeze-thaw cycles.
Clonality	Polyclonal
Preservative	No Preservative
Isotype	IgG
Purity	Protein G purified
Buffer	PBS (pH 7.4)


Product Description	
Host	Rabbit
Gene ID	55210
Gene Symbol	ATAD3A
Species	Human, Mouse
Immunogen	ATAD3A (AAH33109.1, 1 a.a. - 586 a.a.) full-length human protein. MSWLFGINKGPKGEGAGPPPPLPPAQPAGAEGGGDRGLGDRPAPKDKWSNFD PTGLERAACAARELEHSRYAKDALNLAQMQEQLQLEQQSKLKEYEAAVEQLK SEQIRAQAEERRKTLSEETRQHARAQYQDKLARQRYEDQLKQQQLLNEENL RKQEE SVQKQEAMRRATVEREMELRHKNEMLRVEAEARARAKAERENADIIR EQIRLKAAEHRQTVLESIRTAGTLFGEGFRAFVTDWDKVTATVAGLTLLAVGVY SAKNATLVAGRFIARLGKPSLVRETSRITVLEALRHPIQVSRRLLSRPQDALEG VVLSPSLEARVRDIAIATRNTKKNRSLYRNILMYGPPGTGKTLFAKKLALHSGMD YAIMTGGDVAPMGREGVTAMHKLFDWANTSRRGLLLFVDEADAFLRKRATEKI SEDLRATLNAFLYRTGQHSNKFMLVLASNQPEQFDWAINDRINEMVHFDLPGQ EERERLVRMYFDKYVLKPATEGKQRLKLAQFDYGRKCSEVARLTEGMSGREIA QLAVSWQATAYASEDGVLTEAMMDTRVQDAVQQHQKMCWLKAEGPGRGD EPSPS
Notes	This product is produced by and distributed for Abnova, a company based in Taiwan.

Product Application Details	
Applications	Western Blot, Immunocytochemistry/ Immunofluorescence, Immunoprecipitation
Recommended Dilutions	Western Blot 1:100-1:2000, Immunocytochemistry/ Immunofluorescence 1:10-1:500, Immunoprecipitation
Application Notes	Use in Immunoprecipitation reported in scientific literature (PMID:32726614)

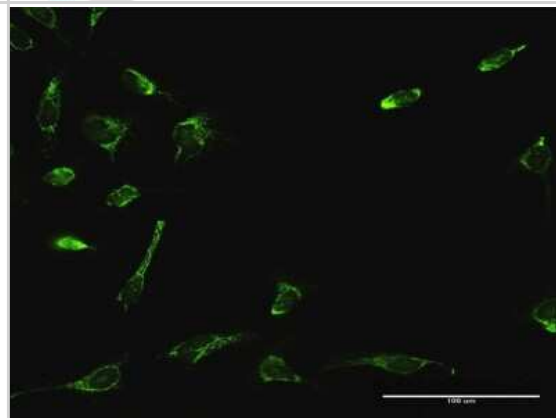


Images

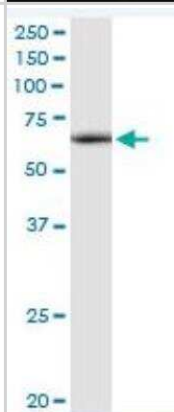
Western Blot: ATAD3A Antibody [H00055210-D01P] - Analysis of ATAD3A expression in mouse kidney.



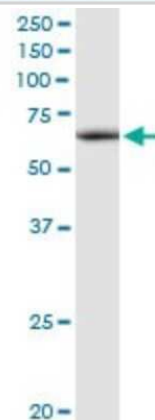
Immunocytochemistry/Immunofluorescence: ATAD3A Antibody [H00055210-D01P] - Analysis of antibody to ATAD3A on HeLa cell. Antibody concentration 10 ug/ml.




Western Blot: ATAD3A Antibody [H00055210-D01P] - Expression in human placenta.



Western Blot: ATAD3A Antibody [H00055210-D01P] - Analysis of ATAD3A expression in human placenta.



Western Blot: ATAD3A Antibody [H00055210-D01P] - Analysis of ATAD3A expression in transfected 293T cell line by ATAD3A polyclonal antibody. Lane 1: ATAD3A transfected lysate(66.20 KDa). Lane 2: Non-transfected lysate.



Publications

Federspiel JD, Cook KC, Kennedy MA et al. Mitochondria and Peroxisome Remodeling across Cytomegalovirus Infection Time Viewed through the Lens of Inter-ViSTA Cell Rep 2020-07-28 [PMID: 32726614] (IP, WB)

Federspiel JD, Codreanu SG, Palubinsky AM et al. Assembly dynamics and stoichiometry of the apoptosis signal-regulating kinase (ASK) signalosome in response to electrophile stress Mol. Cell Proteomics 2016-03-22 [PMID: 27006476] (WB, Human)



Novus Biologicals USA

10730 E. Briarwood Avenue
Centennial, CO 80112
USA
Phone: 303.730.1950
Toll Free: 1.888.506.6887
Fax: 303.730.1966
nb-customerservice@bio-techne.com

Bio-Techne Canada

21 Canmotor Ave
Toronto, ON M8Z 4E6
Canada
Phone: 905.827.6400
Toll Free: 855.668.8722
Fax: 905.827.6402
canada.inquires@bio-techne.com

Bio-Techne Ltd

19 Barton Lane
Abingdon Science Park
Abingdon, OX14 3NB, United Kingdom
Phone: (44) (0) 1235 529449
Free Phone: 0800 37 34 15
Fax: (44) (0) 1235 533420
info.EMEA@bio-techne.com

General Contact Information

www.novusbio.com
Technical Support: nb-technical@bio-techne.com
Orders: nb-customerservice@bio-techne.com
General: novus@novusbio.com

Products Related to H00055210-D01P

HAF008	Goat anti-Rabbit IgG Secondary Antibody [HRP]
NB7160	Goat anti-Rabbit IgG (H+L) Secondary Antibody [HRP]
NBP2-24891	Rabbit IgG Isotype Control
NBP2-55766PEP	ATAD3A Recombinant Protein Antigen

Limitations

This product is for research use only and is not approved for use in humans or in clinical diagnosis. Primary Antibodies are guaranteed for 1 year from date of receipt.

For more information on our 100% guarantee, please visit www.novusbio.com/guarantee

Earn gift cards/discounts by submitting a review: www.novusbio.com/reviews/submit/H00055210-D01P

Earn gift cards/discounts by submitting a publication using this product:
www.novusbio.com/publications

