

Product Datasheet

WDR79 Antibody (1F12) - Azide and BSA Free H00055135-M04

Unit Size: 0.1 mg

Aliquot and store at -20C or -80C. Avoid freeze-thaw cycles.

www.novusbio.com



technical@novusbio.com

Publications: 6

Protocols, Publications, Related Products, Reviews, Research Tools and Images at:
www.novusbio.com/H00055135-M04

Updated 2/21/2025 v.20.1

Earn rewards for product
reviews and publications.

Submit a publication at www.novusbio.com/publications

Submit a review at www.novusbio.com/reviews/destination/H00055135-M04



H00055135-M04

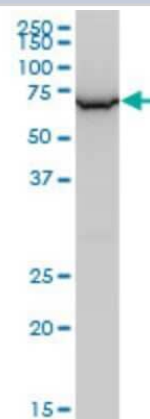
WDR79 Antibody (1F12) - Azide and BSA Free

Product Information	
Unit Size	0.1 mg
Concentration	Concentrations vary lot to lot. See vial label for concentration. If unlisted please contact technical services.
Storage	Aliquot and store at -20C or -80C. Avoid freeze-thaw cycles.
Clonality	Monoclonal
Clone	1F12
Preservative	No Preservative
Isotype	IgG2a Kappa
Purity	IgG purified
Buffer	In 1x PBS, pH 7.4
Product Description	
Host	Mouse
Gene ID	55135
Gene Symbol	WRAP53
Species	Human, Rat
Specificity/Sensitivity	WDR79 - WD repeat domain 79 (1F12)
Immunogen	WDR79 (NP_060551.1, 62 a.a. ~ 160 a.a) partial recombinant protein with GST tag. MW of the GST tag alone is 26 KDa. AVSQELREGDPVSLSTPLETEFGSPSELSPRIEEQELSENTSLPAEEANGSLSEEANGPELGSGKAMEDTSGEPAAEDEGDTAWNYSFSQLPRFLSGS
Notes	This product is produced by and distributed for Abnova, a company based in Taiwan.
Product Application Details	
Applications	Western Blot, ELISA, Immunocytochemistry/ Immunofluorescence, Immunoprecipitation
Recommended Dilutions	Western Blot 1:500, ELISA, Immunocytochemistry/ Immunofluorescence, Immunoprecipitation
Application Notes	Antibody Reactive against cell lysate and Recombinant Protein with GST tag on ELISA and Western Blot. GST tag alone is used as a negative control. Use in immunoprecipitation reported in scientific literature (PMID 25512560)

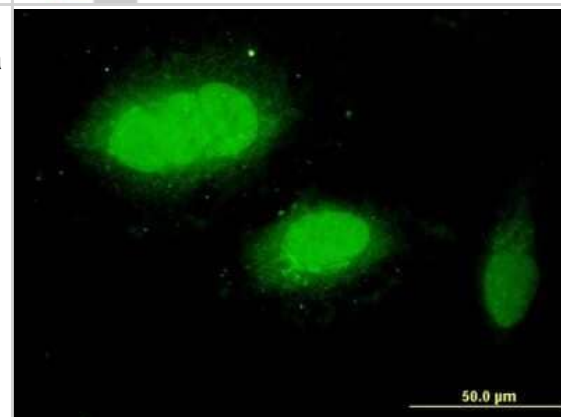


Images

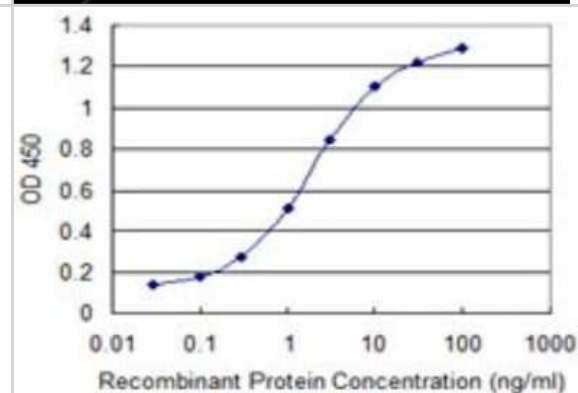
Western Blot: WDR79 Antibody (1F12) [H00055135-M04] - Analysis of WDR79 expression in A-431 (Cat # L015V1).



Immunocytochemistry/Immunofluorescence: WDR79 Antibody (1F12) [H00055135-M04] - Analysis of monoclonal antibody to WDR79 on HeLa cell. Antibody concentration 10 ug/ml



ELISA: WDR79 Antibody (1F12) [H00055135-M04] - Detection limit for recombinant GST tagged WDR79 is 0.03 ng/ml as a capture antibody.



Publications

Mata-Garrido J, Tapia O, Casafont I et al. Persistent accumulation of unrepaired DNA damage in rat cortical neurons: nuclear organization and ChIP-seq analysis of damaged DNA. *Acta Neuropathol Commun* 2018-07-26 [PMID: 30049290]

Pederiva C, Bohm S, Julner A, Farnebo M. Splicing controls the ubiquitin response during DNA double-strand break repair. *Cell Death Differ* 2016-06-17 [PMID: 27315300]

Rassoolzadeh H, Bohm S, Hedstrom E et al. Overexpression of the scaffold WD40 protein WRAP53beta enhances the repair of and cell survival from DNA double-strand breaks. *Cell Death Dis* 2016-06-16 [PMID: 27310875]

Mata-Garrido J, Casafont I, Tapia O et al. Neuronal accumulation of unrepaired DNA in a novel specific chromatin domain: structural, molecular and transcriptional characterization. *Acta Neuropathol Commun* 2016-04-22 [PMID: 27102221]

Hedstrom E, Pederiva C, Farnebo J et al. Downregulation of the cancer susceptibility protein WRAP53beta in epithelial ovarian cancer leads to defective DNA repair and poor clinical outcome. *Cell Death Dis* 2015-01-01 [PMID: 26426684] (ICC/IF)

Henriksson Sofia, Rassoolzadeh Hanif, Hedstrom Elisabeth et al. The scaffold protein WRAP53beta orchestrates the ubiquitin response critical for DNA double-strand break repair. *Genes Dev.* 2014-12-15 [PMID: 25512560] (IP, Human)





Novus Biologicals USA

10730 E. Briarwood Avenue
Centennial, CO 80112
USA
Phone: 303.730.1950
Toll Free: 1.888.506.6887
Fax: 303.730.1966
nb-customerservice@bio-techne.com

Bio-Techne Canada

21 Canmotor Ave
Toronto, ON M8Z 4E6
Canada
Phone: 905.827.6400
Toll Free: 855.668.8722
Fax: 905.827.6402
canada.inquires@bio-techne.com

Bio-Techne Ltd

19 Barton Lane
Abingdon Science Park
Abingdon, OX14 3NB, United Kingdom
Phone: (44) (0) 1235 529449
Free Phone: 0800 37 34 15
Fax: (44) (0) 1235 533420
info.EMEA@bio-techne.com

General Contact Information

www.novusbio.com
Technical Support: nb-technical@bio-techne.com
Orders: nb-customerservice@bio-techne.com
General: novus@novusbio.com

Products Related to H00055135-M04

HAF007	Goat anti-Mouse IgG Secondary Antibody [HRP]
NB720-B	Rabbit anti-Mouse IgG (H+L) Secondary Antibody [Biotin]
NBP1-96981-0.5mg	Mouse IgG2a Kappa Isotype Control (M2AK)
H00055135-P01-10ug	Recombinant Human WDR79 GST (N-Term) Protein

Limitations

This product is for research use only and is not approved for use in humans or in clinical diagnosis. Primary Antibodies are guaranteed for 1 year from date of receipt.

For more information on our 100% guarantee, please visit www.novusbio.com/guarantee

Earn gift cards/discounts by submitting a review: www.novusbio.com/reviews/submit/H00055135-M04

Earn gift cards/discounts by submitting a publication using this product:
www.novusbio.com/publications

