

Product Datasheet

DGCR8 Antibody - Azide and BSA Free H00054487-D01P

Unit Size: 0.1 mg

Aliquot and store at -20C or -80C. Avoid freeze-thaw cycles.

www.novusbio.com



technical@novusbio.com

Publications: 1

Protocols, Publications, Related Products, Reviews, Research Tools and Images at:
www.novusbio.com/H00054487-D01P

Updated 2/21/2025 v.20.1

Earn rewards for product
reviews and publications.

Submit a publication at www.novusbio.com/publications

Submit a review at www.novusbio.com/reviews/destination/H00054487-D01P



H00054487-D01P

DGCR8 Antibody - Azide and BSA Free


Product Information	
Unit Size	0.1 mg
Concentration	Concentrations vary lot to lot. See vial label for concentration. If unlisted please contact technical services.
Storage	Aliquot and store at -20C or -80C. Avoid freeze-thaw cycles.
Clonality	Polyclonal
Preservative	No Preservative
Isotype	IgG
Purity	Protein A purified
Buffer	PBS (pH 7.4)

Product Description	
Host	Rabbit
Gene ID	54487
Gene Symbol	DGCR8
Species	Human
Specificity/Sensitivity	Reacts with DiGeorge syndrome critical region gene 8.
Immunogen	DGCR8 (NP_073557.3, 1 a.a. - 773 a.a.) full-length human protein. METDESPSPLPCGPAGEAVMESRARPFQALPREQSPPPPLQTSSGAEVMDVG SGGDGQSELPAEDPFNFYGASLLSKGSFSKGRLLIDPNCSGHSPRTARHAPAV RKFSPDLKLLKDVKISVSFTESCRSKDRKVLTYGAERDVRAECGLLLSPVSGDV HACPFGGSVGDGVGIGGESADKKDEENELDQEKVEYAVLDELEDFTDNLEL DEEGAGGFTAKAIVQRDRVDEEALNFPYEDDFDNDVDALLEEGLCAPKKRRT EKYGGDS DHPDGETSVQPMMTKIKTVLKSRRPTEPLPDGWIMTFHNSGV PVYLRHRESRVVTSRPYFLGTGSIRKHPPLSSIPCLHYKMKDNEEREQSSD LTPSGDVSPVKPLSRSAELEFPLDEPDMSMGADPGPPDEKDPLGAEAAPGALG QVKAKVEVCKDESVDLEEFRSYLEKRFDFEQVTVKKFRTWAERRQFNREMKR KQAESERPILPANQKLITLSVQDAPTKKEFVINPNGKSEVCILHEYMQRVLKVRP VYNFFECENPSEPFASVTIDGVTYGSGTASSKKLAKNKAARATLEILIPDFVKQ TSEKPKDSEELEYFNHISIEDSRVYELTSKAGLLSPYQILHECLKRNHGMGDT SIKFEVVPGKNQKSEYVMACGKHTVRGWCKNKRVGKQLASQKILQLLHPHVK NWGSLLRMYGRESSKMKVQETSDKSVIELQQYAKKNKPNLHILSKLQEEMKRL AEEREETRKKPKMSIVASAPGGEPLCTVDV
Notes	This product is produced by and distributed for Abnova, a company based in Taiwan.

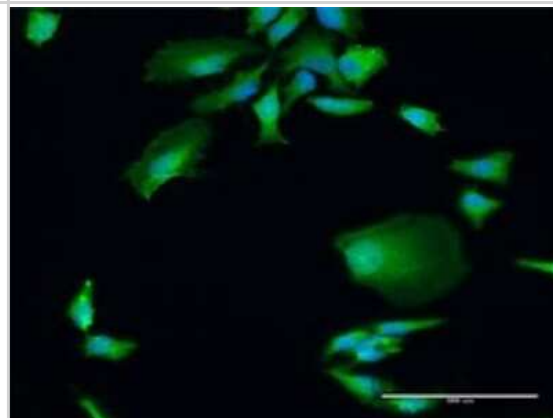
Product Application Details	
Applications	Western Blot, Flow Cytometry, Immunocytochemistry/ Immunofluorescence
Recommended Dilutions	Western Blot, Flow Cytometry, Immunocytochemistry/ Immunofluorescence
Application Notes	This antibody is reactive against tissue and transfected lysate in western blot, and as a detection antibody in ELISA.



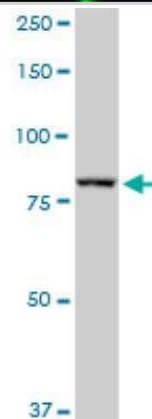
Images

Western Blot: DGCR8 Antibody [H00054487-D01P] - Analysis of DGCR8 expression in Jurkat. 

Immunocytochemistry/Immunofluorescence: DGCR8 Antibody [H00054487-D01P] - Analysis of antibody to DGCR8 on HeLa cell. Antibody concentration 30 ug/ml.



Western Blot: DGCR8 Antibody [H00054487-D01P] - DGCR8 MaxPab rabbit polyclonal antibody. Western Blot analysis of DGCR8 expression in mouse lung.



Western Blot: DGCR8 Antibody [H00054487-D01P] - Analysis of DGCR8 expression in transfected 293T cell line by DGCR8 polyclonal antibody. Lane 1: DGCR8 transfected lysate(86.00 KDa). Lane 2: Non-transfected lysate.



Publications

Marquez J, Kohli M, Arteta B et al. Identification of hepatic microvascular adhesion-related genes of human colon cancer cells using random homozygous gene perturbation. *Int J Cancer*. 2013-04-30 [PMID: 23629598]



Novus Biologicals USA

10730 E. Briarwood Avenue
Centennial, CO 80112
USA
Phone: 303.730.1950
Toll Free: 1.888.506.6887
Fax: 303.730.1966
nb-customerservice@bio-techne.com

Bio-Techne Canada

21 Canmotor Ave
Toronto, ON M8Z 4E6
Canada
Phone: 905.827.6400
Toll Free: 855.668.8722
Fax: 905.827.6402
canada.inquires@bio-techne.com

Bio-Techne Ltd

19 Barton Lane
Abingdon Science Park
Abingdon, OX14 3NB, United Kingdom
Phone: (44) (0) 1235 529449
Free Phone: 0800 37 34 15
Fax: (44) (0) 1235 533420
info.EMEA@bio-techne.com

General Contact Information

www.novusbio.com
Technical Support: nb-technical@bio-techne.com
Orders: nb-customerservice@bio-techne.com
General: novus@novusbio.com

Products Related to H00054487-D01P

HAF008	Goat anti-Rabbit IgG Secondary Antibody [HRP]
NB7160	Goat anti-Rabbit IgG (H+L) Secondary Antibody [HRP]
NBP2-24891	Rabbit IgG Isotype Control
H00054487-Q01-10ug	Recombinant Human DGCR8 GST (N-Term) Protein

Limitations

This product is for research use only and is not approved for use in humans or in clinical diagnosis. Primary Antibodies are guaranteed for 1 year from date of receipt.

For more information on our 100% guarantee, please visit www.novusbio.com/guarantee

Earn gift cards/discounts by submitting a review: www.novusbio.com/reviews/submit/H00054487-D01P

Earn gift cards/discounts by submitting a publication using this product:
www.novusbio.com/publications

