

# Product Datasheet

## CPSF73 Antibody (1H8) - Azide and BSA Free H00051692-M06

Unit Size: 0.1 mg

Aliquot and store at -20C or -80C. Avoid freeze-thaw cycles.

[www.novusbio.com](http://www.novusbio.com)



[technical@novusbio.com](mailto:technical@novusbio.com)

Protocols, Publications, Related Products, Reviews, Research Tools and Images at:  
[www.novusbio.com/H00051692-M06](http://www.novusbio.com/H00051692-M06)

Updated 2/21/2025 v.20.1

Earn rewards for product  
reviews and publications.

Submit a publication at [www.novusbio.com/publications](http://www.novusbio.com/publications)

Submit a review at [www.novusbio.com/reviews/destination/H00051692-M06](http://www.novusbio.com/reviews/destination/H00051692-M06)



**H00051692-M06**

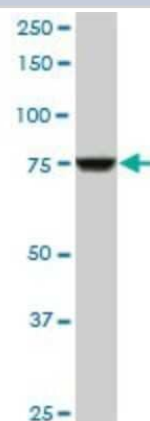
CPSF73 Antibody (1H8) - Azide and BSA Free

Product Information	
Unit Size	0.1 mg
Concentration	Concentrations vary lot to lot. See vial label for concentration. If unlisted please contact technical services.
Storage	Aliquot and store at -20C or -80C. Avoid freeze-thaw cycles.
Clonality	Monoclonal
Clone	1H8
Preservative	No Preservative
Isotype	IgG2a Kappa
Purity	IgG purified
Buffer	In 1x PBS, pH 7.4
Product Description	
Host	Mouse
Gene ID	51692
Gene Symbol	CPSF3
Species	Human, Mouse, Rat
Specificity/Sensitivity	CPSF3 - cleavage and polyadenylation specific factor 3, 73kDa (1H8)
Immunogen	CPSF3 (NP_057291, 585 a.a. ~ 684 a.a) partial recombinant protein with GST tag. MW of the GST tag alone is 26 KDa. LEVQSNPKIRKGVAVQKVSCKLEMHVYSKRLEIMLQDIFGEDCVSVKDDSIILSVT VDGKTANLNLETRTVECEESEDESREMVELAAQRLYEALTPVH
Notes	This product is produced by and distributed for Abnova, a company based in Taiwan.
Product Application Details	
Applications	Western Blot, ELISA
Recommended Dilutions	Western Blot 1:500, ELISA
Application Notes	Antibody reactive against cell lysate and recombinant protein for western blot. It has also been used for ELISA.

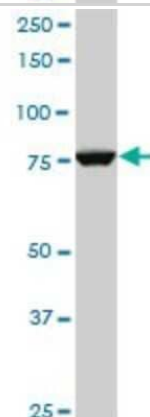


**Images**

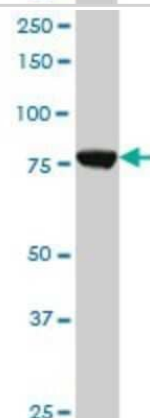
Western Blot: CPSF73 Antibody (1H8) [H00051692-M06] - Analysis of CPSF3 expression in Raw 264.7 (Cat # L024V1).



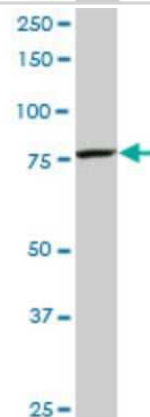
Western Blot: CPSF73 Antibody (1H8) [H00051692-M06] - Analysis of CPSF3 expression in PC-12 (Cat # L012V1).



Western Blot: CPSF73 Antibody (1H8) [H00051692-M06] - Analysis of CPSF3 expression in Hela S3 NE (Cat # L013V3).



Western Blot: CPSF73 Antibody (1H8) [H00051692-M06] - Analysis of CPSF3 expression in NIH/3T3 (Cat # L018V1).





### Novus Biologicals USA

10730 E. Briarwood Avenue  
Centennial, CO 80112  
USA  
Phone: 303.730.1950  
Toll Free: 1.888.506.6887  
Fax: 303.730.1966  
nb-customerservice@bio-techne.com

### Bio-Techne Canada

21 Canmotor Ave  
Toronto, ON M8Z 4E6  
Canada  
Phone: 905.827.6400  
Toll Free: 855.668.8722  
Fax: 905.827.6402  
canada.inquires@bio-techne.com

### Bio-Techne Ltd

19 Barton Lane  
Abingdon Science Park  
Abingdon, OX14 3NB, United Kingdom  
Phone: (44) (0) 1235 529449  
Free Phone: 0800 37 34 15  
Fax: (44) (0) 1235 533420  
info.EMEA@bio-techne.com

### General Contact Information

www.novusbio.com  
Technical Support: nb-technical@bio-techne.com  
Orders: nb-customerservice@bio-techne.com  
General: novus@novusbio.com

### Products Related to H00051692-M06

---

HAF007	Goat anti-Mouse IgG Secondary Antibody [HRP]
NB720-B	Rabbit anti-Mouse IgG (H+L) Secondary Antibody [Biotin]
NBP1-96981-0.5mg	Mouse IgG2a Kappa Isotype Control (M2AK)
H00051692-P01-10ug	Recombinant Human CPSF73 GST (N-Term) Protein

---

### Limitations

This product is for research use only and is not approved for use in humans or in clinical diagnosis. Primary Antibodies are guaranteed for 1 year from date of receipt.

For more information on our 100% guarantee, please visit [www.novusbio.com/guarantee](http://www.novusbio.com/guarantee)

Earn gift cards/discounts by submitting a review: [www.novusbio.com/reviews/submit/H00051692-M06](http://www.novusbio.com/reviews/submit/H00051692-M06)

Earn gift cards/discounts by submitting a publication using this product:  
[www.novusbio.com/publications](http://www.novusbio.com/publications)

