

Product Datasheet

HSD17B7 Antibody (1G10) - Azide and BSA Free H00051478-M01

Unit Size: 0.1 mg

Aliquot and store at -20C or -80C. Avoid freeze-thaw cycles.

www.novusbio.com



technical@novusbio.com

Protocols, Publications, Related Products, Reviews, Research Tools and Images at:
www.novusbio.com/H00051478-M01

Updated 9/9/2025 v.20.1

Earn rewards for product
reviews and publications.

Submit a publication at www.novusbio.com/publications

Submit a review at www.novusbio.com/reviews/destination/H00051478-M01



H00051478-M01

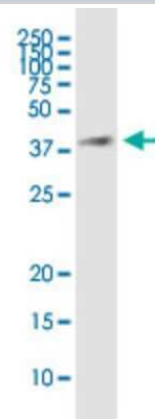
HSD17B7 Antibody (1G10) - Azide and BSA Free

Product Information	
Unit Size	0.1 mg
Concentration	Concentrations vary lot to lot. See vial label for concentration. If unlisted please contact technical services.
Storage	Aliquot and store at -20C or -80C. Avoid freeze-thaw cycles.
Clonality	Monoclonal
Clone	1G10
Preservative	No Preservative
Isotype	IgG2a Kappa
Purity	IgG purified
Buffer	In 1x PBS, pH 7.4
Product Description	
Description	Novus Biologicals Mouse HSD17B7 Antibody (1G10) - Azide and BSA Free (H00051478-M01) is a monoclonal antibody validated for use in WB, ELISA and ICC/IF. All Novus Biologicals antibodies are covered by our 100% guarantee.
Host	Mouse
Gene ID	51478
Gene Symbol	HSD17B7
Species	Human, Rat
Specificity/Sensitivity	HSD17B7 - hydroxysteroid (17-beta) dehydrogenase 7 (1G10)
Immunogen	HSD17B7 (NP_057455.1, 255 a.a. ~ 341 a.a) partial recombinant protein with GST tag. MW of the GST tag alone is 26 KDa. NAFTLTPYNGTEALVWLFHQKPESLNPLIKYLSATTGFGGRNYIMTQKMDLDEDT AEKFYQKLLELEKHIRVTIQKTDNQARLSGSCL
Notes	This product is produced by and distributed for Abnova, a company based in Taiwan.
Product Application Details	
Applications	Western Blot, ELISA, Immunocytochemistry/ Immunofluorescence, Sandwich ELISA
Recommended Dilutions	Western Blot 1:500, ELISA, Immunocytochemistry/ Immunofluorescence, Sandwich ELISA
Application Notes	Antibody Reactive Against Recombinant Protein with GST tag on ELISA and Western Blot. GST tag alone is used as a negative control.

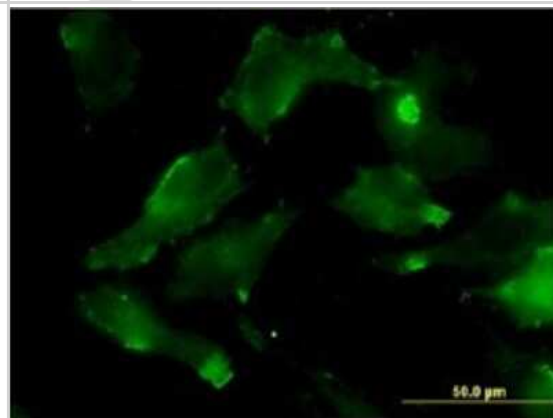


Images

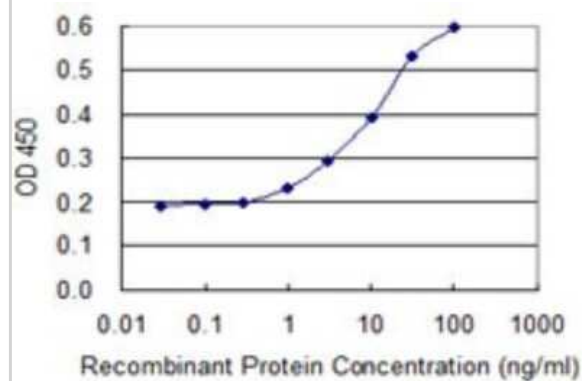
Western Blot: HSD17B7 Antibody (1G10) [H00051478-M01] - HSD17B7 monoclonal antibody (M01), clone 1G10. Analysis of HSD17B7 expression in rat testis.



Immunocytochemistry/Immunofluorescence: HSD17B7 Antibody (1G10) [H00051478-M01] - Analysis of monoclonal antibody to HSD17B7 on HeLa cell . Antibody concentration 10 ug/ml.



Sandwich ELISA: HSD17B7 Antibody (1G10) [H00051478-M01] - Detection limit for recombinant GST tagged HSD17B7 is 0.3 ng/ml as a capture antibody.





Novus Biologicals USA

10730 E. Briarwood Avenue
Centennial, CO 80112
USA
Phone: 303.730.1950
Toll Free: 1.888.506.6887
Fax: 303.730.1966
nb-customerservice@bio-techne.com

Bio-Techne Canada

21 Canmotor Ave
Toronto, ON M8Z 4E6
Canada
Phone: 905.827.6400
Toll Free: 855.668.8722
Fax: 905.827.6402
canada.inquires@bio-techne.com

Bio-Techne Ltd

19 Barton Lane
Abingdon Science Park
Abingdon, OX14 3NB, United Kingdom
Phone: (44) (0) 1235 529449
Free Phone: 0800 37 34 15
Fax: (44) (0) 1235 533420
info.EMEA@bio-techne.com

General Contact Information

www.novusbio.com
Technical Support: nb-technical@bio-techne.com
Orders: nb-customerservice@bio-techne.com
General: novus@novusbio.com

Products Related to H00051478-M01

HAF007	Goat anti-Mouse IgG Secondary Antibody [HRP]
NB720-B	Rabbit anti-Mouse IgG (H+L) Secondary Antibody [Biotin]
NBP1-96981-0.5mg	Mouse IgG2a Kappa Isotype Control (M2AK)
H00051478-P01-10ug	Recombinant Human HSD17B7 GST (N-Term) Protein

Limitations

This product is for research use only and is not approved for use in humans or in clinical diagnosis. Primary Antibodies are guaranteed for 1 year from date of receipt.

For more information on our 100% guarantee, please visit www.novusbio.com/guarantee

Earn gift cards/discounts by submitting a review: www.novusbio.com/reviews/submit/H00051478-M01

Earn gift cards/discounts by submitting a publication using this product:
www.novusbio.com/publications

