

# Product Datasheet

## FZR1/CDH1 Antibody (4C4) - Azide and BSA Free H00051343-M02

Unit Size: 0.1 mg

Aliquot and store at -20C or -80C. Avoid freeze-thaw cycles.

[www.novusbio.com](http://www.novusbio.com)



[technical@novusbio.com](mailto:technical@novusbio.com)

Protocols, Publications, Related Products, Reviews, Research Tools and Images at:  
[www.novusbio.com/H00051343-M02](http://www.novusbio.com/H00051343-M02)

Updated 2/21/2025 v.20.1

Earn rewards for product  
reviews and publications.

Submit a publication at [www.novusbio.com/publications](http://www.novusbio.com/publications)

Submit a review at [www.novusbio.com/reviews/destination/H00051343-M02](http://www.novusbio.com/reviews/destination/H00051343-M02)



**H00051343-M02**

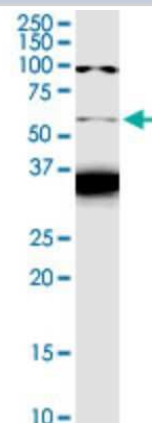
FZR1/CDH1 Antibody (4C4) - Azide and BSA Free

Product Information	
Unit Size	0.1 mg
Concentration	Concentrations vary lot to lot. See vial label for concentration. If unlisted please contact technical services.
Storage	Aliquot and store at -20C or -80C. Avoid freeze-thaw cycles.
Clonality	Monoclonal
Clone	4C4
Preservative	No Preservative
Isotype	IgG2a Kappa
Purity	IgG purified
Buffer	In 1x PBS, pH 7.4
Product Description	
Host	Mouse
Gene ID	51343
Gene Symbol	FZR1
Species	Human
Specificity/Sensitivity	FZR1 - fizzy/cell division cycle 20 related 1 (Drosophila) (4C4)
Immunogen	FZR1 (AAH13413.1, 1 a.a. ~ 493 a.a) full-length recombinant protein with GST tag. MW of the GST tag alone is 26 KDa. MDQDYERRLLRQIVIQNENTMPRVTEMRRTLTPASSPVSSPSKHGDRFIPSRA GANWSVNFHRINENEKSPSQNRKAKDATSDNGKDGGLAYSALLKNELLGAGIEK VQDPQTEDRRLQPSTPEKKGLFTYSLSTKRSSPDDGNDVSPYSLSPVSNKSQ KLLRSPRKPTRKISKIPFKVLDAPELQDDFYLNLDVWSSLNVLVSVGLGTCVYLW SACTSQVTRLCDLSVEGDSVTSVGWSEGRNLVAVGTHKGFVQIWDAAAGKKL SMLEGHTARV GALAWNAEQLSSGSRDRMILQRDIRTPPLQSERRLQGHRQEV CGLKWSTDHQLLASGGNDNKLLVWNHSSLSPVQQYTEHLAAVKAIWSPHQH GLLASGGGTADRCIRFWNTLTGQPLQCIDTGSQVCNLAWSKHANELVSTHGY SQYQILVWKYPSLTQVAKLTGHSYRVLYLAMSPDGEAIVTGAGDETLRFWNVF SKTRSTKESVSVLNLVTRIR
Notes	This product is produced by and distributed for Abnova, a company based in Taiwan.
Product Application Details	
Applications	Western Blot, ELISA, Immunohistochemistry, Immunohistochemistry-Paraffin, Proximity Ligation Assay, Sandwich ELISA
Recommended Dilutions	Western Blot 1:500, ELISA, Immunohistochemistry, Immunohistochemistry-Paraffin, Proximity Ligation Assay, Sandwich ELISA
Application Notes	Antibody reactive against cell lysate and recombinant protein for western blot. It has also been used for ELISA.

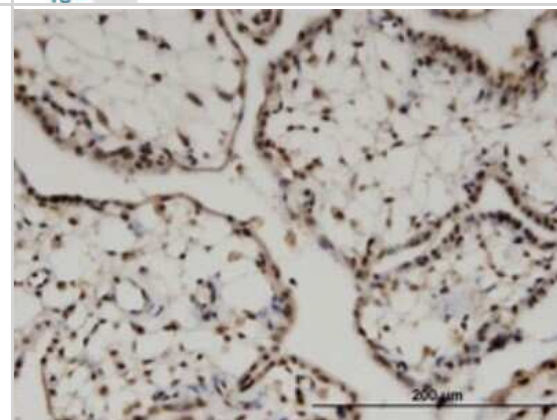


## Images

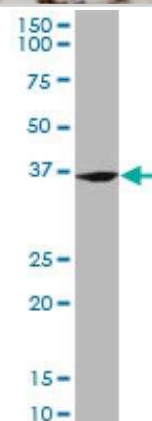
Western Blot: FZR1/CDH1 Antibody (4C4) [H00051343-M02] - FZR1 monoclonal antibody (M02), clone 4C4. Analysis of FZR1 expression in HeLa S3 NE.



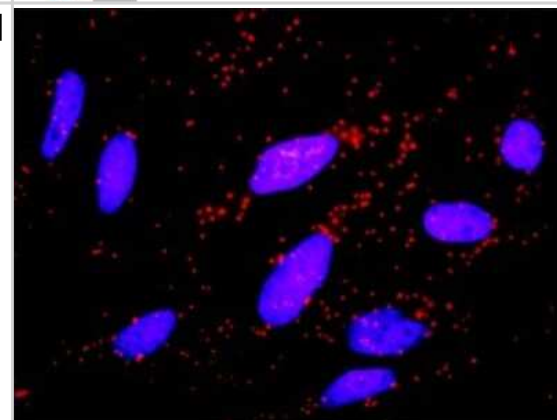
Immunohistochemistry-Paraffin: FZR1/CDH1 Antibody (4C4) [H00051343-M02] - Analysis of monoclonal antibody to FZR1 on formalin-fixed paraffin-embedded human placenta. Antibody concentration 3 ug/ml.



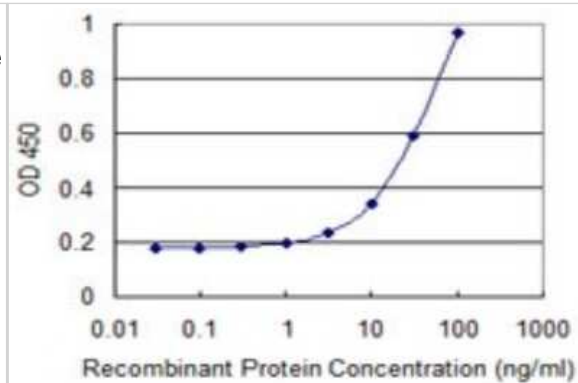
Western Blot: FZR1/CDH1 Antibody (4C4) [H00051343-M02] - Western Blot analysis of FZR1 expression in HeLa NE ( Cat # L013V3 ).



Proximity Ligation Assay: FZR1/CDH1 Antibody (4C4) [H00051343-M02] - Analysis of protein-protein interactions between CCNB1 and FZR1. HeLa cells were stained with anti-CCNB1 rabbit purified polyclonal 1:1200 and anti-FZR1 mouse monoclonal antibody 1:50. Each red dot represents the detection of protein-protein interaction complex, and nuclei were counterstained with DAPI (blue).



Sandwich ELISA: FZR1/CDH1 Antibody (4C4) [H00051343-M02] -  
Detection limit for recombinant GST tagged FZR1 is 1 ng/ml as a capture  
antibody.





### **Novus Biologicals USA**

10730 E. Briarwood Avenue  
Centennial, CO 80112  
USA  
Phone: 303.730.1950  
Toll Free: 1.888.506.6887  
Fax: 303.730.1966  
nb-customerservice@bio-techne.com

### **Bio-Techne Canada**

21 Canmotor Ave  
Toronto, ON M8Z 4E6  
Canada  
Phone: 905.827.6400  
Toll Free: 855.668.8722  
Fax: 905.827.6402  
canada.inquires@bio-techne.com

### **Bio-Techne Ltd**

19 Barton Lane  
Abingdon Science Park  
Abingdon, OX14 3NB, United Kingdom  
Phone: (44) (0) 1235 529449  
Free Phone: 0800 37 34 15  
Fax: (44) (0) 1235 533420  
info.EMEA@bio-techne.com

### **General Contact Information**

www.novusbio.com  
Technical Support: nb-technical@bio-techne.com  
Orders: nb-customerservice@bio-techne.com  
General: novus@novusbio.com

### **Products Related to H00051343-M02**

HAF007	Goat anti-Mouse IgG Secondary Antibody [HRP]
NB720-B	Rabbit anti-Mouse IgG (H+L) Secondary Antibody [Biotin]
NBP1-96981-0.5mg	Mouse IgG2a Kappa Isotype Control (M2AK)
H00051343-P01-10ug	Recombinant Human FZR1/CDH1 GST (N-Term) Protein

### **Limitations**

This product is for research use only and is not approved for use in humans or in clinical diagnosis. Primary Antibodies are guaranteed for 1 year from date of receipt.

For more information on our 100% guarantee, please visit [www.novusbio.com/guarantee](http://www.novusbio.com/guarantee)

Earn gift cards/discounts by submitting a review: [www.novusbio.com/reviews/submit/H00051343-M02](http://www.novusbio.com/reviews/submit/H00051343-M02)

Earn gift cards/discounts by submitting a publication using this product:  
[www.novusbio.com/publications](http://www.novusbio.com/publications)

