

Product Datasheet

RNF181 Antibody - Azide and BSA Free H00051255-D01P

Unit Size: 0.1 mg

Aliquot and store at -20C or -80C. Avoid freeze-thaw cycles.

www.novusbio.com



technical@novusbio.com

Protocols, Publications, Related Products, Reviews, Research Tools and Images at:
www.novusbio.com/H00051255-D01P

Updated 2/21/2025 v.20.1

Earn rewards for product
reviews and publications.

Submit a publication at www.novusbio.com/publications

Submit a review at www.novusbio.com/reviews/destination/H00051255-D01P



H00051255-D01P

RNF181 Antibody - Azide and BSA Free

Product Information	
Unit Size	0.1 mg
Concentration	Concentrations vary lot to lot. See vial label for concentration. If unlisted please contact technical services.
Storage	Aliquot and store at -20C or -80C. Avoid freeze-thaw cycles.
Clonality	Polyclonal
Preservative	No Preservative
Isotype	IgG
Purity	Protein A purified
Buffer	PBS (pH 7.4)


Product Description	
Host	Rabbit
Gene ID	51255
Gene Symbol	RNF181
Species	Human, Mouse
Specificity/Sensitivity	Reacts with ring finger protein 181.
Immunogen	RNF181 (NP_057578.1, 1 a.a. - 153 a.a.) full-length human protein. MASYFDEHDCEPSDPEQETRTNMLLELARSLEFNRMDLFEDLGLVVDWDHHLPP PAAKTVVENLPRTVIRGSQAELKCPVCLLEFEEEEETAIEMPCHHLFHSSCILPWL SKTNSCPLCRYELPTDDDTYEEHRRDKARKQQQQRLENLHGAMYT
Notes	This product is produced by and distributed for Abnova, a company based in Taiwan.

Product Application Details	
Applications	Western Blot
Recommended Dilutions	Western Blot
Application Notes	This antibody is reactive against transfected lysate, and as a detection antibody in ELISA.




Images


Western Blot: RNF181 Antibody [H00051255-D01P] - Analysis of RNF181 expression in human spleen.



Western Blot: RNF181 Antibody [H00051255-D01P] - Analysis of RNF181 expression in human kidney.



Western Blot: RNF181 Antibody [H00051255-D01P] - Analysis of RNF181 expression in mouse kidney.





Novus Biologicals USA

10730 E. Briarwood Avenue
Centennial, CO 80112
USA
Phone: 303.730.1950
Toll Free: 1.888.506.6887
Fax: 303.730.1966
nb-customerservice@bio-techne.com

Bio-Techne Canada

21 Canmotor Ave
Toronto, ON M8Z 4E6
Canada
Phone: 905.827.6400
Toll Free: 855.668.8722
Fax: 905.827.6402
canada.inquires@bio-techne.com

Bio-Techne Ltd

19 Barton Lane
Abingdon Science Park
Abingdon, OX14 3NB, United Kingdom
Phone: (44) (0) 1235 529449
Free Phone: 0800 37 34 15
Fax: (44) (0) 1235 533420
info.EMEA@bio-techne.com

General Contact Information

www.novusbio.com
Technical Support: nb-technical@bio-
techne.com
Orders: nb-customerservice@bio-techne.com
General: novus@novusbio.com

Products Related to H00051255-D01P

HAF008	Goat anti-Rabbit IgG Secondary Antibody [HRP]
NB7160	Goat anti-Rabbit IgG (H+L) Secondary Antibody [HRP]
NBP2-24891	Rabbit IgG Isotype Control
NBP2-23439	Recombinant Human RNF181 His Protein

Limitations

This product is for research use only and is not approved for use in humans or in clinical diagnosis. Primary Antibodies are guaranteed for 1 year from date of receipt.

For more information on our 100% guarantee, please visit www.novusbio.com/guarantee

Earn gift cards/discounts by submitting a review: www.novusbio.com/reviews/submit/H00051255-D01P

Earn gift cards/discounts by submitting a publication using this product:
www.novusbio.com/publications

