

Product Datasheet

NRBP1 Antibody (4D2) - Azide and BSA Free H00029959-M01

Unit Size: 0.1 mg

Aliquot and store at -20C or -80C. Avoid freeze-thaw cycles.

www.novusbio.com



technical@novusbio.com

Publications: 4

Protocols, Publications, Related Products, Reviews, Research Tools and Images at:
www.novusbio.com/H00029959-M01

Updated 9/9/2025 v.20.1

Earn rewards for product
reviews and publications.

Submit a publication at www.novusbio.com/publications

Submit a review at www.novusbio.com/reviews/destination/H00029959-M01



H00029959-M01


NRBP1 Antibody (4D2) - Azide and BSA Free

Product Information	
Unit Size	0.1 mg
Concentration	Concentrations vary lot to lot. See vial label for concentration. If unlisted please contact technical services.
Storage	Aliquot and store at -20C or -80C. Avoid freeze-thaw cycles.
Clonality	Monoclonal
Clone	4D2
Preservative	No Preservative
Isotype	IgG2a Kappa
Purity	IgG purified
Buffer	In 1x PBS, pH 7.4
Product Description	
Description	Novus Biologicals Mouse NRBP1 Antibody (4D2) - Azide and BSA Free (H00029959-M01) is a monoclonal antibody validated for use in IHC, WB, ELISA and ICC/IF. Anti-NRBP1 Antibody: Cited in 4 publications. All Novus Biologicals antibodies are covered by our 100% guarantee.
Host	Mouse
Gene ID	29959
Gene Symbol	NRBP1
Species	Human
Reactivity Notes	Human. Other species not tested.
Specificity/Sensitivity	NRBP1 - nuclear receptor binding protein
Immunogen	NRBP1 (AAH01221, 436 a.a. ~ 535 a.a) partial recombinant protein with GST tag. MW of the GST tag alone is 26 KDa. PAEVETRKVVLMQCNIESVEEGVKHHLTLLLKLEDKLNRLHSCDLMNPENIPEL AAELVQLGFISEADQSRLTSLLEETLNKFNFARNSTLNAAVTVSS
Notes	This product is produced by and distributed for Abnova, a company based in Taiwan.
Product Application Details	
Applications	Western Blot, ELISA, Immunocytochemistry/ Immunofluorescence, Immunohistochemistry, Sandwich ELISA
Recommended Dilutions	Western Blot 1:500, ELISA 1:100-1:2000, Immunohistochemistry, Immunocytochemistry/ Immunofluorescence 1:10-1:2000, Sandwich ELISA
Application Notes	Antibody reactive against cell lysate and recombinant protein for Western Blot. Has also been used for immunofluorescence and ELISA.

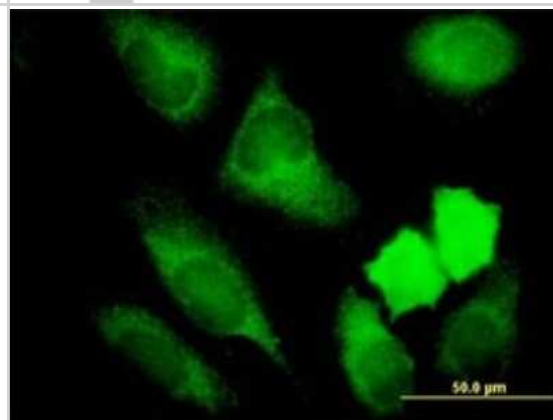


Images

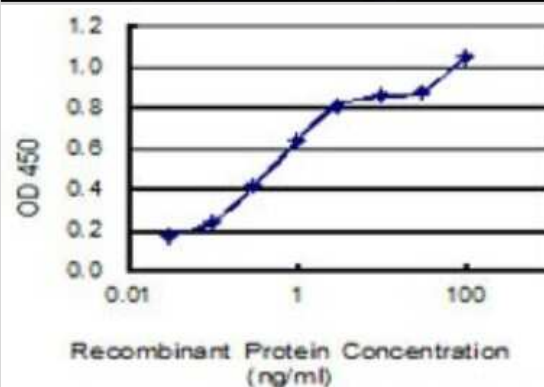
Western Blot: NRBP1 Antibody (4D2) [H00029959-M01] - NRBP1 monoclonal antibody (M01), clone 4D2 Analysis of NRBP1 expression in HL-60.



Immunocytochemistry/Immunofluorescence: NRBP1 Antibody (4D2) [H00029959-M01] - Analysis of monoclonal antibody to NRBP1 on HeLa cell. Antibody concentration 10 ug/ml.



Sandwich ELISA: NRBP1 Antibody (4D2) [H00029959-M01] - Detection limit for recombinant GST tagged NRBP1 is 0.03 ng/ml as a capture antibody.



Publications

Wu Q, Zhou X, Li P et al. High NRBP1 expression promotes proliferation and correlates with poor prognosis in bladder cancer. *J Cancer*. 2019-07-10 [PMID: 31413746]

Linghui Q, Xiaosong S, Fei Z et al. CircLRP6 contributes to prostate cancer growth and metastasis by binding to miR-330-5p to up-regulate NRBP1. *World J Surg Oncol*. 2021-06-22 [PMID: 34158077]

Yasukawa T, Tsutsui A, Tomomori-Sato C et al. NRBP1-Containing CRL2/CRL4A Regulates Amyloid ? Production by Targeting BRI2 and BRI3 for Degradation. *Cell Rep*. 2020-03-10 [PMID: 32160551]

Liao Y, Yang Z, Huang J et al. Nuclear receptor binding protein 1 correlates with better prognosis and induces caspase-dependent intrinsic apoptosis through the JNK signalling pathway in colorectal cancer. *Cell Death Dis* 2018-03-22 [PMID: 29567997]



Novus Biologicals USA

10730 E. Briarwood Avenue
Centennial, CO 80112
USA
Phone: 303.730.1950
Toll Free: 1.888.506.6887
Fax: 303.730.1966
nb-customerservice@bio-techne.com

Bio-Techne Canada

21 Canmotor Ave
Toronto, ON M8Z 4E6
Canada
Phone: 905.827.6400
Toll Free: 855.668.8722
Fax: 905.827.6402
canada.inquires@bio-techne.com

Bio-Techne Ltd

19 Barton Lane
Abingdon Science Park
Abingdon, OX14 3NB, United Kingdom
Phone: (44) (0) 1235 529449
Free Phone: 0800 37 34 15
Fax: (44) (0) 1235 533420
info.EMEA@bio-techne.com

General Contact Information

www.novusbio.com
Technical Support: nb-technical@bio-techne.com
Orders: nb-customerservice@bio-techne.com
General: novus@novusbio.com

Products Related to H00029959-M01

NBP2-33376H	Blue Marker Antibody (6F4-F6) [HRP]
HAF007	Goat anti-Mouse IgG Secondary Antibody [HRP]
NB7539	Goat anti-Mouse IgG (H+L) Secondary Antibody [HRP]
NBP1-96981-0.5mg	Mouse IgG2a Kappa Isotype Control (M2AK)

Limitations

This product is for research use only and is not approved for use in humans or in clinical diagnosis. Primary Antibodies are guaranteed for 1 year from date of receipt.

For more information on our 100% guarantee, please visit www.novusbio.com/guarantee

Earn gift cards/discounts by submitting a review: www.novusbio.com/reviews/submit/H00029959-M01

Earn gift cards/discounts by submitting a publication using this product:
www.novusbio.com/publications

