

Product Datasheet

HspB7 Antibody (3E11) - Azide and BSA Free H00027129-M01

Unit Size: 0.1 mg

Aliquot and store at -20C or -80C. Avoid freeze-thaw cycles.

www.novusbio.com



technical@novusbio.com

Publications: 3

Protocols, Publications, Related Products, Reviews, Research Tools and Images at:
www.novusbio.com/H00027129-M01

Updated 9/9/2025 v.20.1

Earn rewards for product
reviews and publications.

Submit a publication at www.novusbio.com/publications

Submit a review at www.novusbio.com/reviews/destination/H00027129-M01



H00027129-M01


HspB7 Antibody (3E11) - Azide and BSA Free

Product Information	
Unit Size	0.1 mg
Concentration	Concentrations vary lot to lot. See vial label for concentration. If unlisted please contact technical services.
Storage	Aliquot and store at -20C or -80C. Avoid freeze-thaw cycles.
Clonality	Monoclonal
Clone	3E11
Preservative	No Preservative
Isotype	IgG2a Kappa
Purity	IgG purified
Buffer	In 1x PBS, pH 7.4
Product Description	
Description	Novus Biologicals Mouse HspB7 Antibody (3E11) - Azide and BSA Free (H00027129-M01) is a monoclonal antibody validated for use in IHC, WB and ELISA. Anti-HspB7 Antibody: Cited in 2 publications. All Novus Biologicals antibodies are covered by our 100% guarantee.
Host	Mouse
Gene ID	27129
Gene Symbol	HSPB7
Species	Human, Mouse
Reactivity Notes	Human. Other species not tested.
Specificity/Sensitivity	HSPB7 - heat shock 27kDa protein family, member 7 (cardiovascular)
Immunogen	HSPB7 (AAH06319, 1 a.a. ~ 170 a.a) full-length recombinant protein with GST tag. MW of the GST tag alone is 26 KDa. MSHRTSSTFRAERSFHSSSSSSSSSTSSSASRALPAQDPPMEKALSMFSDDF GSFMRPHSEPLAFPARPGGAGNIKTLGDAYEFAVDVRDFSPEDIIVTTSNNHIE VRAEKLAADGTVMNTFAHKCQLPEDVDPTSVTSALREDGSLTIRARRHPHTEH VQQTFRTEIKI
Notes	This product is produced by and distributed for Abnova, a company based in Taiwan.
Product Application Details	
Applications	Western Blot, Immunohistochemistry-Paraffin, ELISA, Immunohistochemistry, Sandwich ELISA
Recommended Dilutions	Western Blot 1:500, ELISA, Immunohistochemistry, Immunohistochemistry-Paraffin, Sandwich ELISA
Application Notes	Antibody reactive against recombinant protein for Western Blot. Has also been used for immunohistochemistry (paraffin) and ELISA.

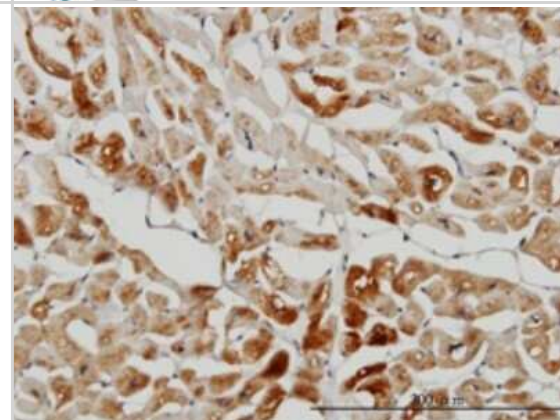


Images

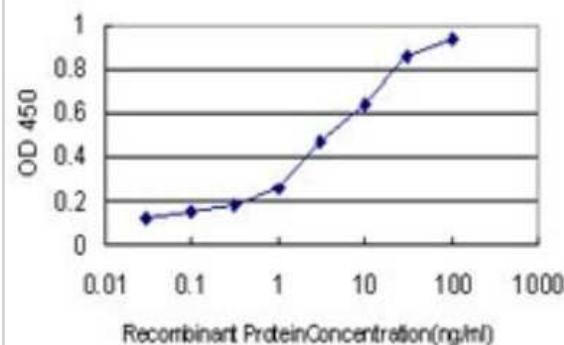
Western Blot: HspB7 Antibody (3E11) [H00027129-M01] - HSPB7 monoclonal antibody (M01), clone 3E11. Analysis of HSPB7 expression in human colon.



Immunohistochemistry-Paraffin: HspB7 Antibody (3E11) [H00027129-M01] - Analysis of monoclonal antibody to HSPB7 on formalin-fixed paraffin-embedded human heart. Antibody concentration 3 ug/ml.



Sandwich ELISA: HspB7 Antibody (3E11) [H00027129-M01] - Detection limit for recombinant GST tagged HSPB7 is approximately 0.1ng/ml as a capture antibody.



Publications

Mauthe M, Beek N, Mari M et al. A chaperone-proteasome-based fragmentation machinery is essential for aggrephagy. *Nature cell biology* 2025-08-27 [PMID: 40866512]

Minoia M, Grit C, Kampinga HH. HSPA1A-independent suppression of PARK2 C289G protein aggregation by human small heat shock proteins. *Mol Cell Biol.* 2014-07-14 [PMID: 25022755]

Vos MJ, Kampinga HH. A PCR amplification strategy for unrestricted generation of chimeric genes. *Anal Biochem*;380(2):338-40. 2008-09-15 [PMID: 18555003]



Novus Biologicals USA

10730 E. Briarwood Avenue
Centennial, CO 80112
USA
Phone: 303.730.1950
Toll Free: 1.888.506.6887
Fax: 303.730.1966
nb-customerservice@bio-techne.com

Bio-Techne Canada

21 Canmotor Ave
Toronto, ON M8Z 4E6
Canada
Phone: 905.827.6400
Toll Free: 855.668.8722
Fax: 905.827.6402
canada.inquires@bio-techne.com

Bio-Techne Ltd

19 Barton Lane
Abingdon Science Park
Abingdon, OX14 3NB, United Kingdom
Phone: (44) (0) 1235 529449
Free Phone: 0800 37 34 15
Fax: (44) (0) 1235 533420
info.EMEA@bio-techne.com

General Contact Information

www.novusbio.com
Technical Support: nb-technical@bio-techne.com
Orders: nb-customerservice@bio-techne.com
General: novus@novusbio.com

Products Related to H00027129-M01

NBP2-33376H	Blue Marker Antibody (6F4-F6) [HRP]
HAF007	Goat anti-Mouse IgG Secondary Antibody [HRP]
NB7539	Goat anti-Mouse IgG (H+L) Secondary Antibody [HRP]
NBP1-96981-0.5mg	Mouse IgG2a Kappa Isotype Control (M2AK)

Limitations

This product is for research use only and is not approved for use in humans or in clinical diagnosis. Primary Antibodies are guaranteed for 1 year from date of receipt.

For more information on our 100% guarantee, please visit www.novusbio.com/guarantee

Earn gift cards/discounts by submitting a review: www.novusbio.com/reviews/submit/H00027129-M01

Earn gift cards/discounts by submitting a publication using this product:
www.novusbio.com/publications

