

Product Datasheet

RAD54B Antibody (4A7) - Azide and BSA Free H00025788-M01

Unit Size: 0.1 mg

Aliquot and store at -20C or -80C. Avoid freeze-thaw cycles.

www.novusbio.com



technical@novusbio.com

Protocols, Publications, Related Products, Reviews, Research Tools and Images at:
www.novusbio.com/H00025788-M01

Updated 9/9/2025 v.20.1

**Earn rewards for product
reviews and publications.**

Submit a publication at www.novusbio.com/publications

Submit a review at www.novusbio.com/reviews/destination/H00025788-M01



H00025788-M01

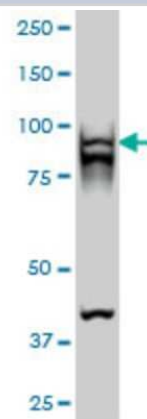
RAD54B Antibody (4A7) - Azide and BSA Free

Product Information	
Unit Size	0.1 mg
Concentration	Concentrations vary lot to lot. See vial label for concentration. If unlisted please contact technical services.
Storage	Aliquot and store at -20C or -80C. Avoid freeze-thaw cycles.
Clonality	Monoclonal
Clone	4A7
Preservative	No Preservative
Isotype	IgG1 Kappa
Purity	IgG purified
Buffer	In 1x PBS, pH 7.4
Product Description	
Description	Novus Biologicals Mouse RAD54B Antibody (4A7) - Azide and BSA Free (H00025788-M01) is a monoclonal antibody validated for use in WB, ELISA and ICC/IF. All Novus Biologicals antibodies are covered by our 100% guarantee.
Host	Mouse
Gene ID	25788
Gene Symbol	RAD54B
Species	Human
Reactivity Notes	Human. Other species not tested.
Specificity/Sensitivity	RAD54B - RAD54 homolog B (<i>S. cerevisiae</i>)
Immunogen	RAD54B (AAH01965, 801 a.a. ~ 910 a.a) partial recombinant protein with GST tag. MW of the GST tag alone is 26 KDa. HIQFSVEELKNLFTLHESSDCVTHDLLDCECTGEEVHTGDSLEKFIVSRDCQLG PHHQKSNSLKPLSMSQLKQWKHFSGDHLNLTDPFLERITENVSFIFQNITTQAT GT
Notes	This product is produced by and distributed for Abnova, a company based in Taiwan.
Product Application Details	
Applications	Western Blot, ELISA, Immunocytochemistry/ Immunofluorescence, Sandwich ELISA
Recommended Dilutions	Western Blot 1:500, ELISA, Immunocytochemistry/ Immunofluorescence, Sandwich ELISA
Application Notes	Antibody reactive against cell lysate and recombinant protein for Western Blot. Has also been used for immunofluorescence and ELISA.

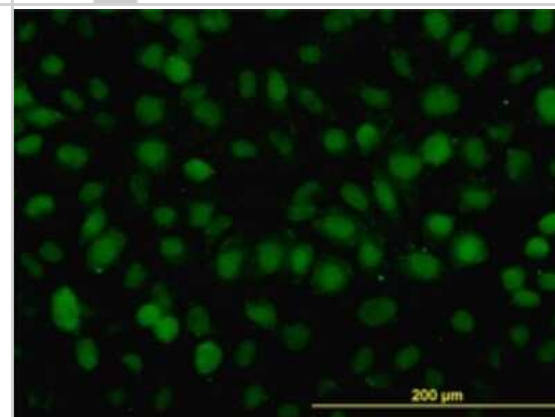


Images

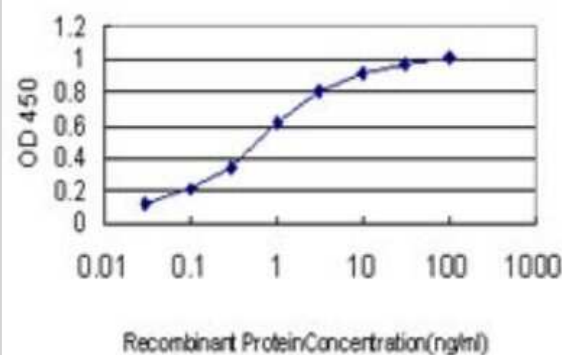
Western Blot: RAD54B Antibody (4A7) [H00025788-M01] - RAD54B monoclonal antibody (M01), clone 4A7 Analysis of RAD54B expression in HeLa S3 NE.



Immunocytochemistry/Immunofluorescence: RAD54B Antibody (4A7) [H00025788-M01] - Analysis of monoclonal antibody to RAD54B on HeLa cell. Antibody concentration 10 ug/ml.



Sandwich ELISA: RAD54B Antibody (4A7) [H00025788-M01] - Detection limit for recombinant GST tagged RAD54B is approximately 0.03ng/ml as a capture antibody.



**Novus Biologicals USA**

10730 E. Briarwood Avenue
Centennial, CO 80112
USA
Phone: 303.730.1950
Toll Free: 1.888.506.6887
Fax: 303.730.1966
nb-customerservice@bio-techne.com

Bio-Techne Canada

21 Canmotor Ave
Toronto, ON M8Z 4E6
Canada
Phone: 905.827.6400
Toll Free: 855.668.8722
Fax: 905.827.6402
canada.inquires@bio-techne.com

Bio-Techne Ltd

19 Barton Lane
Abingdon Science Park
Abingdon, OX14 3NB, United Kingdom
Phone: (44) (0) 1235 529449
Free Phone: 0800 37 34 15
Fax: (44) (0) 1235 533420
info.EMEA@bio-techne.com

General Contact Information

www.novusbio.com
Technical Support: nb-technical@bio-techne.com
Orders: nb-customerservice@bio-techne.com
General: novus@novusbio.com

Products Related to H00025788-M01

HAF007	Goat anti-Mouse IgG Secondary Antibody [HRP]
NB720-B	Rabbit anti-Mouse IgG (H+L) Secondary Antibody [Biotin]
NBP1-43319-0.5mg	Mouse IgG1 Kappa Isotype Control (P3.6.2.8.1)
NBP1-83417PEP	RAD54B Recombinant Protein Antigen

Limitations

This product is for research use only and is not approved for use in humans or in clinical diagnosis. Primary Antibodies are guaranteed for 1 year from date of receipt.

For more information on our 100% guarantee, please visit www.novusbio.com/guarantee

Earn gift cards/discounts by submitting a review: www.novusbio.com/reviews/submit/H00025788-M01

Earn gift cards/discounts by submitting a publication using this product:
www.novusbio.com/publications

