

Product Datasheet

BACE-1 Antibody (2C1) - Azide and BSA Free H00023621-M01

Unit Size: 0.1 mg

Aliquot and store at -20C or -80C. Avoid freeze-thaw cycles.

www.novusbio.com



technical@novusbio.com

Protocols, Publications, Related Products, Reviews, Research Tools and Images at:
www.novusbio.com/H00023621-M01

Updated 2/21/2025 v.20.1

**Earn rewards for product
reviews and publications.**

Submit a publication at www.novusbio.com/publications

Submit a review at www.novusbio.com/reviews/destination/H00023621-M01




H00023621-M01

BACE-1 Antibody (2C1) - Azide and BSA Free

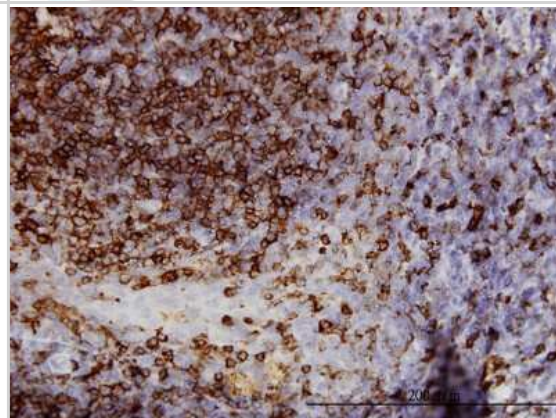
Product Information	
Unit Size	0.1 mg
Concentration	Concentrations vary lot to lot. See vial label for concentration. If unlisted please contact technical services.
Storage	Aliquot and store at -20C or -80C. Avoid freeze-thaw cycles.
Clonality	Monoclonal
Clone	2C1
Preservative	No Preservative
Isotype	IgG1 Kappa
Purity	IgG purified
Buffer	In 1x PBS, pH 7.4
Product Description	
Host	Mouse
Gene ID	23621
Gene Symbol	BACE1
Species	Human, Rat
Specificity/Sensitivity	BACE1 - beta-site APP-cleaving enzyme 1
Immunogen	BACE1 (AAH65492, 22 a.a. ~ 501 a.a) full-length recombinant protein with GST tag. MW of the GST tag alone is 26 KDa. TQHGIRLPLRSGLGGAPLGLRLPRETDEEPEEPGRRGSFVEMVDNLRGKSGQ GYYVEMTVGSPQTLNILVDTGSSNFAVGAAPHPFLHRYRQLSSTYRDLRK GVYVPYTQGWEGELGTDLVSIPHGPNVTVRANIAAITESDKFFINGSNWEGIL GLAYAEIARPDDSLPFFDSLKQTHVPLFSLQLCGAGFPLNQSEVLASVGGG MIIGGIDHSLYTGSLWYTPIRREWYVEIIVRVEINGQDLKMDCKEYNYDKSIVD SGTTNLRPKKVFEAAVKSIIKAASSTEKFPDGFVLGQVLCWQAGTTPWNIFP VISLYLMGEVTNQSFRTILPQQYLRPVEDVATSQDDCYKFAISQSSTGTVMGA VIMEGFYVVFDRARKRIGFAVSACHVHDEFRTAAVEGPFVTLDMEDCGYNIPQ TDESTLMTIAYVMAAICALFMLPLCLMVCQWRCLRCLRQQHDDFADDISLLK
Notes	This product is produced by and distributed for Abnova, a company based in Taiwan.
Product Application Details	
Applications	Western Blot, ELISA, Immunohistochemistry, Immunohistochemistry-Paraffin, Proximity Ligation Assay
Recommended Dilutions	Western Blot 1:500, ELISA, Immunohistochemistry, Immunohistochemistry-Paraffin, Proximity Ligation Assay
Application Notes	Antibody reactive against recombinant protein for Western Blot. Has also been used for immunohistochemistry (paraffin) and ELISA.

Images

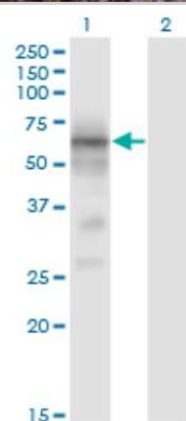
Western Blot: BACE-1 Antibody (2C1) [H00023621-M01] - BACE1 monoclonal antibody (M02), clone 2C1. Analysis of BACE1 expression in rat testis.



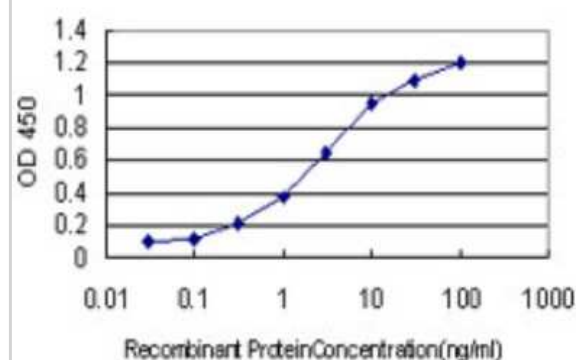
Immunohistochemistry-Paraffin: BACE-1 Antibody (2C1) [H00023621-M01] - Analysis of monoclonal antibody to BACE1 on formalin-fixed paraffin-embedded human tonsil. Antibody concentration 3 ug/ml.



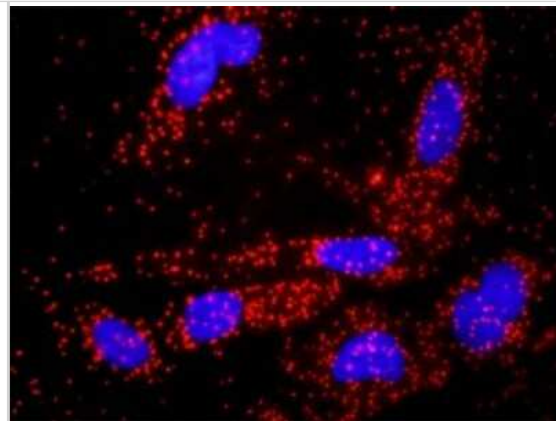
Western Blot: BACE-1 Antibody (2C1) [H00023621-M01] - Analysis of BACE1 expression in transfected 293T cell line by BACE1 monoclonal antibody (M01), clone 2C1. Lane 1: BACE1 transfected lysate(52.9 KDa). Lane 2: Non-transfected lysate.



ELISA: BACE-1 Antibody (2C1) [H00023621-M01] - Detection limit for recombinant GST tagged BACE1 is approximately 0.03ng/ml as a capture antibody.



Proximity Ligation Assay: BACE-1 Antibody (2C1) [H00023621-M01] - Analysis of protein-protein interactions between MMP2 and BACE1. HeLa cells were stained with anti-MMP2 rabbit purified polyclonal 1:1200 and anti-BACE1 mouse monoclonal antibody 1:50. Each red dot represents the detection of protein-protein interaction complex, and nuclei were counterstained with DAPI (blue).





Novus Biologicals USA

10730 E. Briarwood Avenue
Centennial, CO 80112
USA
Phone: 303.730.1950
Toll Free: 1.888.506.6887
Fax: 303.730.1966
nb-customerservice@bio-techne.com

Bio-Techne Canada

21 Canmotor Ave
Toronto, ON M8Z 4E6
Canada
Phone: 905.827.6400
Toll Free: 855.668.8722
Fax: 905.827.6402
canada.inquires@bio-techne.com

Bio-Techne Ltd

19 Barton Lane
Abingdon Science Park
Abingdon, OX14 3NB, United Kingdom
Phone: (44) (0) 1235 529449
Free Phone: 0800 37 34 15
Fax: (44) (0) 1235 533420
info.EMEA@bio-techne.com

General Contact Information

www.novusbio.com
Technical Support: nb-technical@bio-techne.com
Orders: nb-customerservice@bio-techne.com
General: novus@novusbio.com

Products Related to H00023621-M01

HAF007	Goat anti-Mouse IgG Secondary Antibody [HRP]
NB720-B	Rabbit anti-Mouse IgG (H+L) Secondary Antibody [Biotin]
NBP1-43319-0.5mg	Mouse IgG1 Kappa Isotype Control (P3.6.2.8.1)
NBP1-77307PEP	BACE-1 Antibody Blocking Peptide

Limitations

This product is for research use only and is not approved for use in humans or in clinical diagnosis. Primary Antibodies are guaranteed for 1 year from date of receipt.

For more information on our 100% guarantee, please visit www.novusbio.com/guarantee

Earn gift cards/discounts by submitting a review: www.novusbio.com/reviews/submit/H00023621-M01

Earn gift cards/discounts by submitting a publication using this product:
www.novusbio.com/publications

