

# Product Datasheet

## PRKCBP1 Antibody (5B12) - Azide and BSA Free H00023613-M01

Unit Size: 0.1 mg

Aliquot and store at -20C or -80C. Avoid freeze-thaw cycles.

[www.novusbio.com](http://www.novusbio.com)



[technical@novusbio.com](mailto:technical@novusbio.com)

### Publications: 1

Protocols, Publications, Related Products, Reviews, Research Tools and Images at:  
[www.novusbio.com/H00023613-M01](http://www.novusbio.com/H00023613-M01)

Updated 2/21/2025 v.20.1

Earn rewards for product  
reviews and publications.

Submit a publication at [www.novusbio.com/publications](http://www.novusbio.com/publications)

Submit a review at [www.novusbio.com/reviews/destination/H00023613-M01](http://www.novusbio.com/reviews/destination/H00023613-M01)



**H00023613-M01**


PRKCBP1 Antibody (5B12) - Azide and BSA Free

Product Information	
Unit Size	0.1 mg
Concentration	Concentrations vary lot to lot. See vial label for concentration. If unlisted please contact technical services.
Storage	Aliquot and store at -20C or -80C. Avoid freeze-thaw cycles.
Clonality	Monoclonal
Clone	5B12
Preservative	No Preservative
Isotype	IgG1 Kappa
Purity	IgG purified
Buffer	In 1x PBS, pH 7.4
Product Description	
Host	Mouse
Gene ID	23613
Gene Symbol	ZMYND8
Species	Human
Reactivity Notes	Human. Other species not tested.
Specificity/Sensitivity	PRKCBP1 - protein kinase C binding protein 1
Immunogen	ZMYND8 (NP_898869, 601 a.a. ~ 698 a.a) partial recombinant protein with GST tag. MW of the GST tag alone is 26 KDa. DEQKSKNEPEDTEDKEGCQMDKEPSAVKKKPKPTNPVEIKEELKSTSPASEKA DPGAVKDKASPEPEKDFSEKAKPSPHPIKDKLKGKDETDSPVHL
Notes	This product is produced by and distributed for Abnova, a company based in Taiwan.
Product Application Details	
Applications	Western Blot, ELISA, Immunohistochemistry, Immunohistochemistry-Paraffin, Sandwich ELISA
Recommended Dilutions	Western Blot 1:500, ELISA, Immunohistochemistry, Immunohistochemistry-Paraffin, Sandwich ELISA
Application Notes	Antibody reactive against cell lysate and recombinant protein for western blot. It has also been used for ELISA.

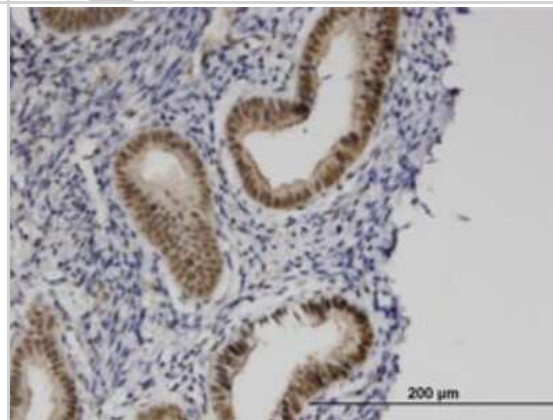


## Images

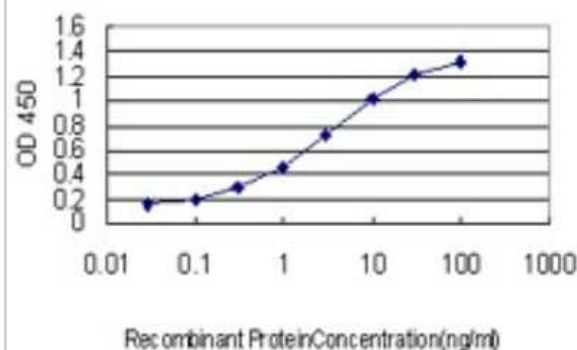
Western Blot: PRKCBP1 Antibody (5B12) [H00023613-M01] - ZMYND8 monoclonal antibody (M01), clone 5B12 Analysis of ZMYND8 expression in Hela S3 NE.



Immunohistochemistry-Paraffin: PRKCBP1 Antibody (5B12) [H00023613-M01] - Analysis of monoclonal antibody to ZMYND8 on formalin-fixed paraffin-embedded human endometrium. Antibody concentration 0.25 ug/ml.



Sandwich ELISA: PRKCBP1 Antibody (5B12) [H00023613-M01] - Detection limit for recombinant GST tagged ZMYND8 is approximately 0.03ng/ml as a capture antibody.



## Publications

Nishibuchi G, Shibata Y, Hayakawa T et al. Physical and functional interactions between the histone H3K4 demethylase KDM5A and the nucleosome remodeling and deacetylase (NuRD) complex. J Biol Chem 2014-09-04 [PMID: 25190814]



### **Novus Biologicals USA**

10730 E. Briarwood Avenue  
Centennial, CO 80112  
USA  
Phone: 303.730.1950  
Toll Free: 1.888.506.6887  
Fax: 303.730.1966  
nb-customerservice@bio-techne.com

### **Bio-Techne Canada**

21 Canmotor Ave  
Toronto, ON M8Z 4E6  
Canada  
Phone: 905.827.6400  
Toll Free: 855.668.8722  
Fax: 905.827.6402  
canada.inquires@bio-techne.com

### **Bio-Techne Ltd**

19 Barton Lane  
Abingdon Science Park  
Abingdon, OX14 3NB, United Kingdom  
Phone: (44) (0) 1235 529449  
Free Phone: 0800 37 34 15  
Fax: (44) (0) 1235 533420  
info.EMEA@bio-techne.com

### **General Contact Information**

[www.novusbio.com](http://www.novusbio.com)  
Technical Support: nb-technical@bio-techne.com  
Orders: nb-customerservice@bio-techne.com  
General: novus@novusbio.com

### **Products Related to H00023613-M01**

---

HAF007	Goat anti-Mouse IgG Secondary Antibody [HRP]
NB720-B	Rabbit anti-Mouse IgG (H+L) Secondary Antibody [Biotin]
NBP1-43319-0.5mg	Mouse IgG1 Kappa Isotype Control (P3.6.2.8.1)
NBP1-87227PEP	PRKCBP1 Recombinant Protein Antigen

---

### **Limitations**

This product is for research use only and is not approved for use in humans or in clinical diagnosis. Primary Antibodies are guaranteed for 1 year from date of receipt.

For more information on our 100% guarantee, please visit [www.novusbio.com/guarantee](http://www.novusbio.com/guarantee)

Earn gift cards/discounts by submitting a review: [www.novusbio.com/reviews/submit/H00023613-M01](http://www.novusbio.com/reviews/submit/H00023613-M01)

Earn gift cards/discounts by submitting a publication using this product:  
[www.novusbio.com/publications](http://www.novusbio.com/publications)

