

# Product Datasheet

## Coronin 3 Antibody (1F7) - Azide and BSA Free H00023603-M02

Unit Size: 0.1 mg

Aliquot and store at -20C or -80C. Avoid freeze-thaw cycles.

[www.novusbio.com](http://www.novusbio.com)



[technical@novusbio.com](mailto:technical@novusbio.com)

### Publications: 4

Protocols, Publications, Related Products, Reviews, Research Tools and Images at:  
[www.novusbio.com/H00023603-M02](http://www.novusbio.com/H00023603-M02)

Updated 9/9/2025 v.20.1

Earn rewards for product  
reviews and publications.

Submit a publication at [www.novusbio.com/publications](http://www.novusbio.com/publications)

Submit a review at [www.novusbio.com/reviews/destination/H00023603-M02](http://www.novusbio.com/reviews/destination/H00023603-M02)



**H00023603-M02**

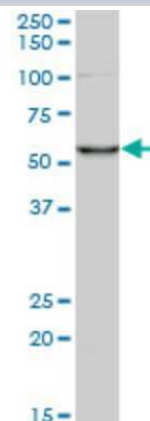
Coronin 3 Antibody (1F7) - Azide and BSA Free

Product Information	
Unit Size	0.1 mg
Concentration	Concentrations vary lot to lot. See vial label for concentration. If unlisted please contact technical services.
Storage	Aliquot and store at -20C or -80C. Avoid freeze-thaw cycles.
Clonality	Monoclonal
Clone	1F7
Preservative	No Preservative
Isotype	IgG2a Kappa
Purity	IgG purified
Buffer	In 1x PBS, pH 7.4
Product Description	
Description	Novus Biologicals Mouse Coronin 3 Antibody (1F7) - Azide and BSA Free (H00023603-M02) is a monoclonal antibody validated for use in IHC, WB and ELISA. Anti-Coronin 3 Antibody: Cited in 4 publications. All Novus Biologicals antibodies are covered by our 100% guarantee.
Host	Mouse
Gene ID	23603
Gene Symbol	CORO1C
Species	Human, Mouse, Monkey
Specificity/Sensitivity	CORO1C - coronin, actin binding protein, 1C (1F7)
Immunogen	CORO1C (NP_055140, 375 a.a. ~ 473 a.a) partial recombinant protein with GST tag. MW of the GST tag alone is 26 KDa. EEWFEGKNADPILISLKHGYIPGKNRDLKVVKKNILDSKPTANKKCDLISIPKTT DTASVQNEAKLDEILKEIKSIKDTICNQDERISKLEQQMAKIA
Notes	This product is produced by and distributed for Abnova, a company based in Taiwan.
Product Application Details	
Applications	Western Blot, Immunohistochemistry-Paraffin, ELISA, Immunohistochemistry
Recommended Dilutions	Western Blot 1:500, ELISA, Immunohistochemistry, Immunohistochemistry-Paraffin
Application Notes	Antibody reactive against cell lysate and recombinant protein for western blot. It has also been used for ELISA.

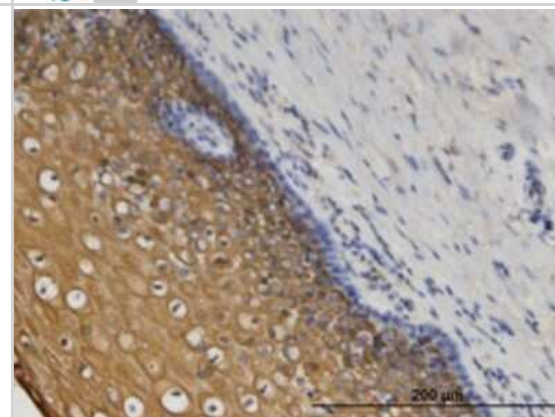


## Images

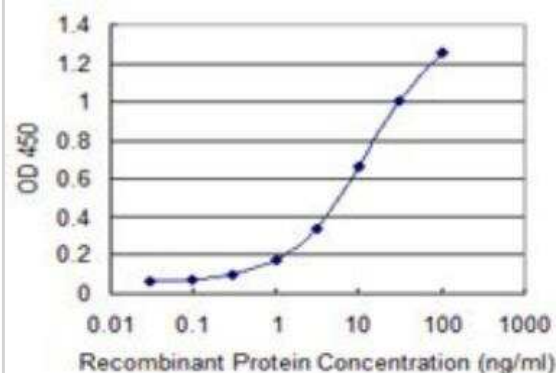
Western Blot: Coronin 3 Antibody (1F7) [H00023603-M02] - CORO1C monoclonal antibody (M02), clone 1F7. Analysis of CORO1C expression in Hela S3 NE.



Immunohistochemistry-Paraffin: Coronin 3 Antibody (1F7) [H00023603-M02] - Analysis of monoclonal antibody to CORO1C on formalin-fixed paraffin-embedded human uterine cervix. Antibody concentration 3 ug/ml.



ELISA: Coronin 3 Antibody (1F7) [H00023603-M02] - Detection limit for recombinant GST tagged CORO1C is 0.1 ng/ml as a capture antibody.



## Publications

Jun L, Lusong T, Zongpan J et al. Cytoplasmic RAD23B interacts with CORO1C to synergistically promote colorectal cancer progression and metastasis. *Cancer Lett.* 2021-05-29 [PMID: 34062216]

MA L,cuyer, O Saint-Laur, L BourbonniŠ, S Larouche, C Laroche, L Michel, M Charabati, M Abadier, S Zandee, N Haghayegh, E Gowing, C Pittet, R Lyck, B Engelhardt, A Prat Dual role of ALCAM in neuroinflammation and blood-brain barrier homeostasis *Proc. Natl. Acad. Sci. U.S.A.* 2017-01-09;114(4):E524-E533. 2017-01-09 [PMID: 28069965]

Lim JP, Shyamasundar S, Gunaratne J et al. YBX1 gene silencing inhibits migratory and invasive potential via CORO1C in breast cancer in vitro. *BMC Cancer* 2017-03-16 [PMID: 28302118]

Kimura T, Yamaoka M, Taniguchi S et al. Activated Cdc42-Bound IQGAP1 Determines the Cellular Endocytic Site. *Mol Cell Biol.* 2013-10-07 [PMID: 24100016]



### **Novus Biologicals USA**

10730 E. Briarwood Avenue  
Centennial, CO 80112  
USA  
Phone: 303.730.1950  
Toll Free: 1.888.506.6887  
Fax: 303.730.1966  
nb-customerservice@bio-techne.com

### **Bio-Techne Canada**

21 Canmotor Ave  
Toronto, ON M8Z 4E6  
Canada  
Phone: 905.827.6400  
Toll Free: 855.668.8722  
Fax: 905.827.6402  
canada.inquires@bio-techne.com

### **Bio-Techne Ltd**

19 Barton Lane  
Abingdon Science Park  
Abingdon, OX14 3NB, United Kingdom  
Phone: (44) (0) 1235 529449  
Free Phone: 0800 37 34 15  
Fax: (44) (0) 1235 533420  
info.EMEA@bio-techne.com

### **General Contact Information**

[www.novusbio.com](http://www.novusbio.com)  
Technical Support: nb-technical@bio-techne.com  
Orders: nb-customerservice@bio-techne.com  
General: novus@novusbio.com

### **Products Related to H00023603-M02**

---

HAF007	Goat anti-Mouse IgG Secondary Antibody [HRP]
NB720-B	Rabbit anti-Mouse IgG (H+L) Secondary Antibody [Biotin]
NBP1-96981-0.5mg	Mouse IgG2a Kappa Isotype Control (M2AK)
NBP2-27289PEP	Coronin 3 Antibody Blocking Peptide

---

### **Limitations**

This product is for research use only and is not approved for use in humans or in clinical diagnosis. Primary Antibodies are guaranteed for 1 year from date of receipt.

For more information on our 100% guarantee, please visit [www.novusbio.com/guarantee](http://www.novusbio.com/guarantee)

Earn gift cards/discounts by submitting a review: [www.novusbio.com/reviews/submit/H00023603-M02](http://www.novusbio.com/reviews/submit/H00023603-M02)

Earn gift cards/discounts by submitting a publication using this product:  
[www.novusbio.com/publications](http://www.novusbio.com/publications)

