

Product Datasheet

RYBP/DEDAF Antibody (1F4) - Azide and BSA Free H00023429-M08

Unit Size: 0.1 mg

Aliquot and store at -20C or -80C. Avoid freeze-thaw cycles.

www.novusbio.com



technical@novusbio.com

Protocols, Publications, Related Products, Reviews, Research Tools and Images at:
www.novusbio.com/H00023429-M08

Updated 2/21/2025 v.20.1

**Earn rewards for product
reviews and publications.**

Submit a publication at www.novusbio.com/publications

Submit a review at www.novusbio.com/reviews/destination/H00023429-M08



H00023429-M08

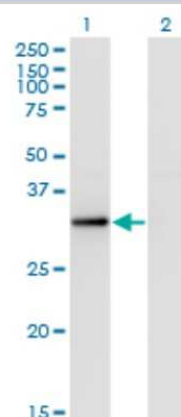
RYBP/DEDAF Antibody (1F4) - Azide and BSA Free

Product Information	
Unit Size	0.1 mg
Concentration	Concentrations vary lot to lot. See vial label for concentration. If unlisted please contact technical services.
Storage	Aliquot and store at -20C or -80C. Avoid freeze-thaw cycles.
Clonality	Monoclonal
Clone	1F4
Preservative	No Preservative
Isotype	IgG2a Kappa
Purity	IgG purified
Buffer	In 1x PBS, pH 7.4
Product Description	
Host	Mouse
Gene ID	23429
Gene Symbol	RYBP
Species	Human
Specificity/Sensitivity	RYBP - RING1 and YY1 binding protein (1F4)
Immunogen	RYBP (AAH36459, 1 a.a. ~ 228 a.a) full-length recombinant protein with GST tag. MW of the GST tag alone is 26 KDa. MTMGDKKSPTRPKRQAKPATDEGFWDCSVCTFRNSAEAFKCSICDVRKGTST RKPRINSQLVAQQVAQQYATPPPPKKEKKEKVEKQDKEKPEKDKEISPSVTKK NTNKKTKPKSDILKDPPSEANSIQSANATTKTSETNHTSRPRLKNVDRSTAQQL AVTVGNVTVIITDFKEKTRSSSTSSSTVTSSAGSEQQNQSSSGSESTDKGSSR SSTPKGDM SAVNDESF
Notes	This product is produced by and distributed for Abnova, a company based in Taiwan.
Product Application Details	
Applications	Western Blot, ELISA, Immunoprecipitation, Sandwich ELISA
Recommended Dilutions	Western Blot 1:500, ELISA, Immunoprecipitation, Sandwich ELISA
Application Notes	Antibody Reactive Against Recombinant Protein with GST tag on ELISA and Western Blot. GST tag alone is used as a negative control.

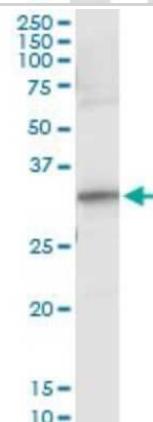


Images

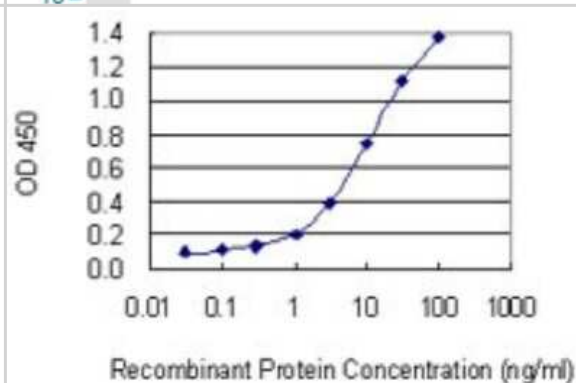
Western Blot: RYBP/DEDAF Antibody (1F4) [H00023429-M08] - Analysis of RYBP expression in transfected 293T cell line by RYBP monoclonal antibody (M08), clone 1F4. Lane 1: RYBP transfected lysate (24.8 KDa). Lane 2: Non-transfected lysate.



Immunoprecipitation: RYBP/DEDAF Antibody (1F4) [H00023429-M08] - Analysis of RYBP transfected lysate using anti-RYBP monoclonal antibody and Protein A Magnetic Bead, and immunoblotted with RYBP rabbit polyclonal antibody.



Sandwich ELISA: RYBP/DEDAF Antibody (1F4) [H00023429-M08] - Detection limit for recombinant GST tagged RYBP is 0.3 ng/ml as a capture antibody.





Novus Biologicals USA

10730 E. Briarwood Avenue
Centennial, CO 80112
USA
Phone: 303.730.1950
Toll Free: 1.888.506.6887
Fax: 303.730.1966
nb-customerservice@bio-techne.com

Bio-Techne Canada

21 Canmotor Ave
Toronto, ON M8Z 4E6
Canada
Phone: 905.827.6400
Toll Free: 855.668.8722
Fax: 905.827.6402
canada.inquires@bio-techne.com

Bio-Techne Ltd

19 Barton Lane
Abingdon Science Park
Abingdon, OX14 3NB, United Kingdom
Phone: (44) (0) 1235 529449
Free Phone: 0800 37 34 15
Fax: (44) (0) 1235 533420
info.EMEA@bio-techne.com

General Contact Information

www.novusbio.com
Technical Support: nb-technical@bio-techne.com
Orders: nb-customerservice@bio-techne.com
General: novus@novusbio.com

Products Related to H00023429-M08

HAF007	Goat anti-Mouse IgG Secondary Antibody [HRP]
NB720-B	Rabbit anti-Mouse IgG (H+L) Secondary Antibody [Biotin]
NBP1-96981-0.5mg	Mouse IgG2a Kappa Isotype Control (M2AK)
NBP1-98929-20ug	Recombinant Human RYBP/DEDAF His Protein

Limitations

This product is for research use only and is not approved for use in humans or in clinical diagnosis. Primary Antibodies are guaranteed for 1 year from date of receipt.

For more information on our 100% guarantee, please visit www.novusbio.com/guarantee

Earn gift cards/discounts by submitting a review: www.novusbio.com/reviews/submit/H00023429-M08

Earn gift cards/discounts by submitting a publication using this product:
www.novusbio.com/publications

